



Crazy Quilters Quilt Guild

We Are Crazy About Quilting

No. 355

www.crazyquilters.org

August 2021

From The President

Jane Merkel

Hello Crazy Quilters,

With this article, I will have completed my first year as your Crazy Quilters' President. I say thank you for sharing this year's journey with me. Some may think this position is a lonely one, but I tell you it is not! You are surrounded with terrific ladies who serve in wonderful capacities as board members and have contributed enormously to the guild's success.

I marvel at all the cooperation, suggestions, ideas, and fun that we had despite some very difficult conditions. The fun really happened when we could see each other and laugh and chat at Lindberg Park Pavilion. My one regret is that our working members could not get there. But we hope you were able to do workshops and programs with us. And now that Saturday Sit and Sew has resumed, hope you are able to participate.

Kudos to Suzanne Nelson and Linda Anderson and their team who have created (with your help) a beautiful blue and white/cream quilt for our raffle quilt. It can be seen at Suzanne's home on our Tour de Quilts. The quilting by member, Julie Davidovich, is spectacular!

More Kudos to Nancy Scholz, Julie McDonell, and Kathie Laposata who put together the credit card payment for our Tour and other future events.

The Crazy Quilters Quilt Guild
meets the first Tuesday of the month, 6:30 PM
Via Zoom until further notice

info@crazyquilters.org

www.facebook.com/crazyquiltersquiltguildemmauspa

Guild Officers

President: Jane Merkel

Vice-President: Samantha Cetrulo

Secretary: Suzanne Nelson

Treasurer: Kathie Laposata

Programming Officer: Sue Marin

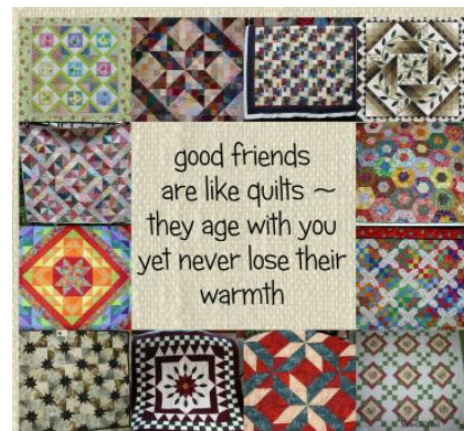
Membership Officers: Phillis Walden and Kathy Moore

Guild Calendar

Monthly Guild Meeting: August 2nd, 6:30-8:00 Via Zoom

Sit & Sew: August 7, 21 and September 4, 18 10 a.m. to 4:30 p.m. Faith Presbyterian

TOUR de QUILTS: September 11, 10 a.m. to 4 p.m.



From the President – Continued

Even more kudos to Sue Marin who completed our programming year with diverse and interesting programs and workshops. AND has the next year planned as well!! Working all summer with an injury that has slowed her down considerably but not her quilting spirit.

I can go on and on and will!! Thank you for creative Show and Tell, thank you for continuing a strong Community service program including pick up schedules, thank you for the kindness of cards, (and post cards), thank you for sharing your personal quilt stories with Sam, thank you for informative newsletters, created from afar.

As you are called may you so serve and thus feel the bonds that keep us Crazy Quilters.

RETURNING TO HOLY SPIRIT LUTHERAN CHURCH FOR SEPTEMBER AND OCTOBER MEETINGS

1. Each attendee will have to sign a waiver releasing the church from any legal action if you should become ill with Covid or its relative. This is done once and will be kept on file at the church. We will also have to sign our name and phone number in case any contact tracing needs to be done. This is needed at each meeting. Allow time for this to take place.
2. No additional classrooms are available to us, at this time, so Quilters' Studio is still on hiatus.
3. Not sure refreshments can resume, so please bring your own Water and a Snack if you wish.
4. If you wish to use the library, it will be open.
5. If you wish to bring free donations for the scrap table, you may. Be sure to take them home again.
6. Show and Tell will be in person. Photos that you send will later be loaded onto our website for everyone to view.
7. Program will be via zoom. The fellowship center is wired for us to present on a large screen. All other business will be in person.
8. A regular zoom invite will be sent to everyone so that you may view the program if you are unable to attend in person.

July 6, 2021: Cindy Oravec's program on using embellishments showed us how to take our fabric art to a new level. We didn't have a lot of time for questions and answers, so I asked her afterward just how long it took her to make her mermaid panel. Her is her response:

"The mermaid piece was started in February and finished by mid-June in time for the Row x Row event. That wasn't just the stitching. We changed the first design attempt and sewing drastically. We threw a lot of unacceptable trim and stitching out the window. All supplies must be available



in unlimited quantity. The pattern had to be drawn then produced, directions written and of course stitched, photos taken of the project. There were two kits -- the fabric kit and the embellishment kit. The fabric kit was a normal fabric kit to cut and produce and was priced at \$20. The embellishment kit was a huge undertaking because there was so much detail with multiple types of beads, ribbons, embroidery threads, buttons, and sequins. We could not get enough of the mother of pearl fish! We had to find a new source from Indonesia during the event to secure enough fish for the project.

I never like to force customers to buy embellishment kits. I make those optional. More people than expected wanted the full embellishment kit at \$100. It was a labor of love."

August 3, 2021: PLEASE NOTE – there is a slight correction for this month. Emily Taylor will present a **one-hour lecture on Tuesday, August 3** to teach us what collage quilts are, how they are made and her journey to becoming a collage quilt artist! Emily has appeared on QVC, designed fabrics, and done other amazing things. She will return on Saturday, August 28, from 12:00 PM – 2:00 PM for a two-hour workshop entitled "Collage Quilting 101." The day begins with an overview of color theory and applying that understanding to fabric selection. Cost is \$30/person. You should have received your registration form and materials list in a separate email. Registration deadline is August 7.



September 7, 2021: Meg Cox will offer her thoughts on "Making Meaning." We will be back at Holy Spirit this month for a hybrid meeting. We will meet in person, but Meg's presentation will be shown virtually on our Zoom platform.

October 5, 2021: Robin Long of Robin Ruth Designs will do a program on creating the Mariner's Compass Star using her unique strip piecing method.

November 2, 2021: Lilo Bowman will share her thoughts and experiences on "Adapting for Change."

December 2021: Our Annual Potluck Potpourri gathering. What will I come up with this year?

January 2022: This year's challenge topic is "The Brighter the Better!" You should have received your invitation in the mail. I hope you'll make the world a bit brighter and join the fun!

February 2022: Our annual Community Service project – Pillow Palooza.

March 2022: Diane Murtha will encourage you to join the fun in 2023 with her presentation on "Accept the Challenge!"

April 2022: Elly Levie will present her “Not for Mother’s Day Only” program. I am also in conversation with her to do her workshop on quilt weaving in April.

May 2022: Travel with Debbie Wendt to Egypt as she shares her experiences with the Egyptian Tent Makers.

June 2022: Julia Davidovich will present “Begin with the End in Mind: Everything You Wanted to Know about Having Your Quilt Top Longarmed.”

July 2022: EPP anyone? Our own Kathy Moore, Vicki Pede and I will do a program on English Paper Piecing. I can guarantee you will see and learn a lot more than Grandmother’s Flower Garden!

August 2022: Julie Borden – “Wool Applique.”

Quilt Challenge 2022 – The Brighter The Better

Linda Green

We are halfway there !!!!

If you have not started remember you can enter a smaller item like a pillow or table runner - it is not too late!

Take the Challenge! The details are on our website.

Show and Tell

Lorraine Bujnowski

Thank you Ann Lineberger, Karen Hartzell and Julie McDonell for sharing your quilts and pillow with us this past month. Please send your photos for the August newsletter by August 1. Thank you.

Roberta and I know that all of us have several UFO’s and projects cluttering up our sewing rooms. Let us help you clean up your room by finishing up those projects by participating in our “Dirty Dozen” initiative over the next year. For the month of August you are to list 12 unfinished projects. Then, beginning in September we will draw a number, from 1 to 12, and you are to work to complete that project during the month and be ready to place it in Show & Tell. Each month a new number will be selected. By next September you can have 12 completed projects and be in the running for a prize! The person who completes the most projects will be the winner. This will operate on the honor system.

Sit & Sew

Linda Wojciechowski

Saturday Sit & Sew sessions have begun again, but with a scheduling change. We are now able to meet twice a month, giving members more opportunities for a day spent quilting with friends. Mark your calendars for Aug. 7 and 21, and Sept. 4 and 18, 10 a.m. to 4:30 p.m. at Faith Presbyterian Church, Emmaus. Bring your quilt project, sewing machine and quilting supplies, your lunch, and a \$5 donation for the church. And don’t forget an extension cord and light. An iron and ironing board are provided, but you may also bring a small iron for use at your station. Text or call me by noon the day before to reserve your spot, and please be prepared to help set up and store tables. I look forward to seeing you there!



BLOCK OF THE MONTH CLUB – (BOM) -

Questions: Thanks to those of you who have posted pictures of your blocks. Please send any new photos for posting.

Pattern for Block #6 (the last in the series) and the Finishing Instructions will be posted on the Crazy Quilters' Quilt Guild website by August 1.

We would like to do Show and Tell in February of all finished quilts, if possible – or individually as they are finished each month.

Cautions about the pattern for this block:

1. Follow block diagram on Page 3.
2. I bought the kit for this quilt and did not have a sufficient amount of fabric #25 – Moondance - to make all of the blocks.
3. Possible options:
 - A. Cut the larger blocks first. I followed the order of cutting in the pattern then needed to piece the last bits.
 - B. Use the lightest shades of the Touch of Gray fabric #26 in place of part of fabric #25.
 - C. Make this the pattern that needs only 4 (instead of 5) blocks. Make an additional Kansas Star block from pattern #4.
 - D. Buy more fabric or see if someone else in the group has any extra of the fabric you need.
 - E. You may want to make a test block when you start.

Please let me know if you find mistakes or have questions when working on this block.

Happy Sewing! Remember – “A quilt on the bed is worth two in your head”.



Hospitality

Diana Defanti

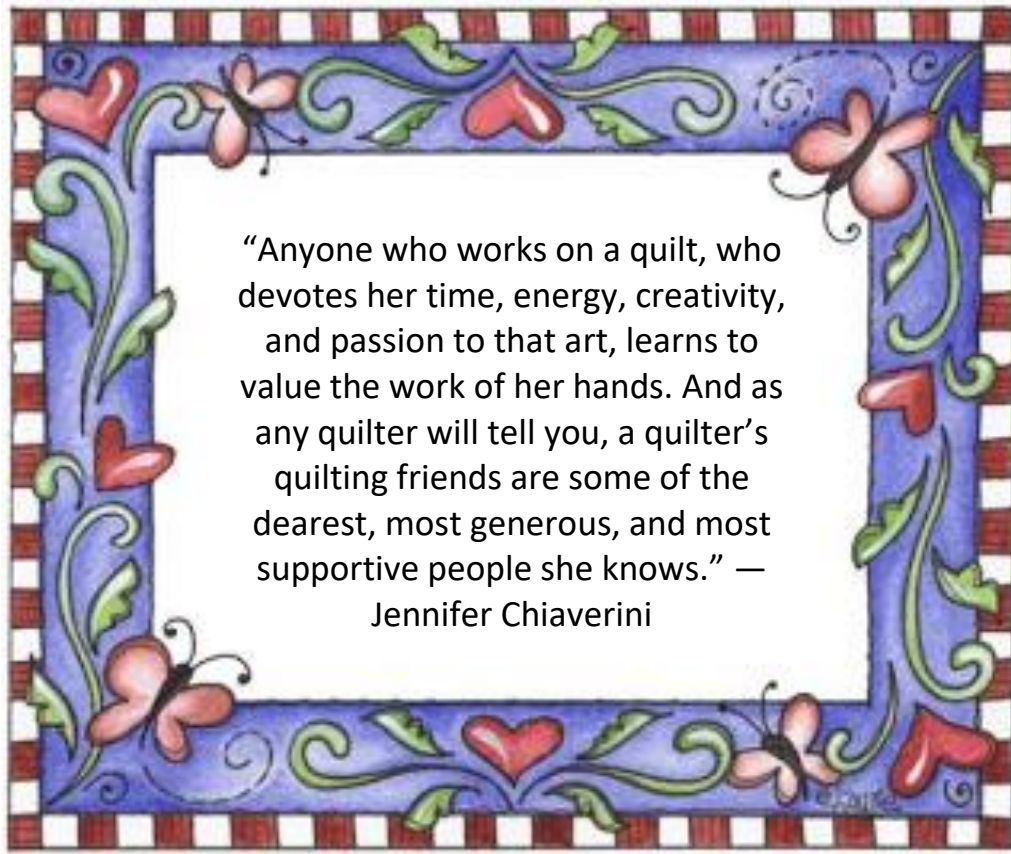
The September meeting at the church will be following the church's guidelines of our group not providing food or beverage. Please feel free to bring your own drink and snack. Each month will be assessed, and accommodations made to follow any policies of the church regarding food.

Sunshine and Shadows

Jackie Leipter

A sympathy card was sent to Karen Rush on the death of her mother. A note was also sent to Liz Riccaboni on the death of her beloved dog. A get-well note was sent to Laurie Murray, former member and present participant in our Saturday Sit and Sews.

If you have any news that you would like to share, please email me .



I found this quote and thought how very true it is. Thank you to all who sent words of encouragement, cards, prayers during my time here in California with my Mom. All were very much appreciated. —Karen Rush

Community Service

Janet Yandrisevits and Mercedes Gurniak

Thank you all who stopped by on July 17th for drop off/pick up time for our projects. The tallies of all the projects you have so wonderfully participated with will be completed and announced to you in the near future!

I have placemat kits available for anyone who may like some. We are out of pillowcase kits until September. Some of the pillowcases have been received by the Lehigh Valley Reilly Children's Hospital and also at Lancaster General Pediatric Unit. When I hear further if Camp Erin will need any quilts, I will respond with the 2 quilts I have received, or will take these quilts to Turning Point of the Lehigh Valley as an alternate.

The Guild's Board has approved a motion offered by myself and Mercedes to request that \$75.00 from the budgeted monies assigned to the Community Service projects be donated to Ryan's Cases for Smiles. This organization has provided us with most of the wonderful pillowcase kits throughout this year. At this time, the pillowcase tally is at least 650 completed this year! We believe that our members have enjoyed receiving and sewing these pillowcases as a soothing and worthwhile engagement of our time and talent, and you can estimate the expense of this endeavor as each pillowcase requires 1 yard of fabric. In following the By-laws and Policies of the Guild, we are notifying the general membership of this proposal for the \$75.00 donation. A vote by the general membership will be requested at the upcoming August meeting.

We thank the entire Guild for your interest and support to us throughout this year. It has been very enjoyable to work along with you all.

Lorraine Bujnowski has received a request for prayer shawls, either knitted or crocheted, for LVHN. Lorraine will be the contact person for this and you can notify her when you have a shawl ready for delivery. The Chaplain's office at LVHN will receive the donations.

Quilt Retreat at the "Blue Lake House"

Sandy O'Connor

Denver PA November 12, 13, 14, 2021

There is still room if anyone would like to come. Email me at Sandrabasket@yahoo.com

Thanks to everyone that signed up!

Allentown Fair

Sam Cetrulo

The Allentown Fair has invited us back to help collect quilt entries prior to the fair. If interested in volunteering on Thursday 8/26 or Friday 8/27, please contact Darlene .

The entry book is available online to enter the Allentown Fair. All entries must be sent in via mail by August 7th. You can enter lap, crib or large quilts. There is also a wall hanging category.

I received two quilt journeys. This is your last chance to send them in. If you started to fill one out, now is the time to finish it. Please fill out and email. I hope to have entries for a few more months so fill it out today!

Name: Dawn Martric **Length of Quilt Journey:** 30 Years

How did you learn how to sew?

Not sure. My mother was not a sewer. But she showed me how to darn socks and sew on buttons, etc. And then had basics in Home Ec. Basically taught myself quilting. Had a quilter friend who encouraged me.

How would you describe your quilting style? Traditional

Has it changed over time? Yes

Who is your favorite fabric designer and why?

Kim Diehl, Jo Morton and Betsy Chutchian....because I love their colors and style

Do you pick fabric or pattern first? fabric.....always fabric!

What is your favorite part about quilt making and why?

Love hand quilting. I don't know why.....always did. It's what got me interested in quilting. Like to put on the binding, too!

What is your least favorite part and why?

Probably machine quilting (if I have to) and basting a quilt for machine quilting. Definitely not my thing. I'm not very good at it. And don't like the bulkiness of a big quilt putting it in the machine to quilt.

What other things do you sew? Not much. I'm a quilter....period!

What is your favorite sewing saying?

"Sew blessed" "Any day quilting is a good day!" "When life gives you scraps make quilts!".....oh,... you wanted just one?

What other hobbies do you enjoy? Gardening and reading

Name: Phillis Walden **Length of Quilt Journey:** Since 1974

How did you learn how to sew?

I learned how to sew from my mother and from teachers in middle school.

My mother worked in a dress factory part of the time when I was growing up. I have 4 brothers and 4 sisters, so Mom made a lot of our clothes when we were small. I remember that we always received a new outfit for Easter and 2 new outfits each Christmas. As the girls became teenagers, we received dresses made in the dress factory – dresses that we could never have afforded if Mom hadn't worked there. I learned to sew doll clothes at an early age. In middle school, I remember making the required apron and full gathered skirt with a top stitched waist band and inset side zipper. A pin cushion was a requirement. If we left a pin on the wooden sewing machine cabinets, we were fined a penny for each pin. In the 1950s – none of us had extra pennies, so we never left more than one pin on the cabinet each semester.

My Aunt Mary was a quilter. In the early 1960s, I paid her for some of the quilts she made – so she would have money to live on. She was so embarrassed about one of her quilts because she had used 2 different fabrics for the back. An early pioneer for pieced backs.

I took my first quilting classes from Mary Lou Brion in 1974 at the Northampton County Community College. Mary Lou had formed Creative Quilters in her home on High Street in Bethlehem. I first took a piecing class – and made a tumbling block pillow. No one told me that making Y seams was hard – so it wasn't. My second class was applique – I made a pillow with a golfer in full backswing pose. Somewhere, I still have both of those projects. One of my favorite things is 3-D applique. I took a series of Block-of-the-Month classes from Pat Barnes at the quilt shop formerly on Willowbrook Rd in Bethlehem. (I think that Jane Merkel owned the shop at the time 😊.)

In the 1970s, Mary Lou Brion and her group made the first raffle quilt that I had ever heard of in this area – for the St. Luke's Hospital Auxiliary. The quilt made more than \$3,600 for the hospital.

How would you describe your quilting style? Traditional – but always willing to learn a new skill. I am a curator of antique and modern fabric collections and a proud member of **SABLE** – those people who have a **Stash Above and Beyond Life Expectancy**.

Has it changed over time? As my stash has grown, I find that I jump back and forth among projects. When my daughter-in-law asked me some months ago – “just how many quilts do you have started anyway – I was easily able to make a list of over a hundred. I currently have about 10 quilts that are quilted and need to be trimmed. When I counted 2 weeks ago, I had 36 quilts which had been quilted, trimmed, and ready for binding to be affixed. (I have since bound 2 or 3 of them.) I work best with goals and deadlines – and will finish them if/when I need them. I gifted 11 quilts a few weeks ago. I have no compulsion to finish anything and start at least 1 new quilt each month. During COVID, I joined 6 quilt guilds (because all meetings were on Zoom) and took at least 1 workshop each month from quilters in different parts of the world. I sent out about 12 quilts each year to be quilted until about 10 years ago when I bought a Gammill longarm machine with robotics. My daughter does most of the quilting now – for me and for customers. I make quilts for several charities and many family members.

Who is your favorite fabric designer and why? I like many of the novelty fabrics produced by Elizabeth's Studio because the critters are so lifelike and child friendly. I make a lot of quilts for children, and these designs are great. The older fabrics from Frond Designs are some of my favorites – very elegant and different from everyday designs. My all-time favorite for versatility and use-anywhere fabric is Gail Kessler's Dimples designs for Andover Fabrics. Makower fabrics (Andover's UK line) has many child-friendly designs, too.

Do you pick fabric or patterns first? Patterns. (I just ordered 10 new ones.) At one time, I probably picked pattern and fabrics together. I now have more fabric than some fabric stores, so I usually buy only patterns. I really like kits when they are complete and have generous amounts of fabric.

What is your favorite part of quilt making and why? Starting a new quilt. Learning a new technique. Why? You are always moving forward or backwards – not staying the same. Learning something new keeps you moving forward.

What is your least favorite part and why? Cleaning up and putting away things when I need space for other things. I am usually working on 3 or 4 quilts at a time and during the design phase with a gazillion fabrics being auditioned, I am sometime overwhelmed by the clutter.

What other things do you sew? Pillowcases, placemats, small pet beds (sew and stuff), mug rugs, mesh beach bags, purses, bags from upholstery samples for donated toiletries or sewing supplies, bowls for microwave....

What is your favorite sewing saying? Different sayings for different purposes -

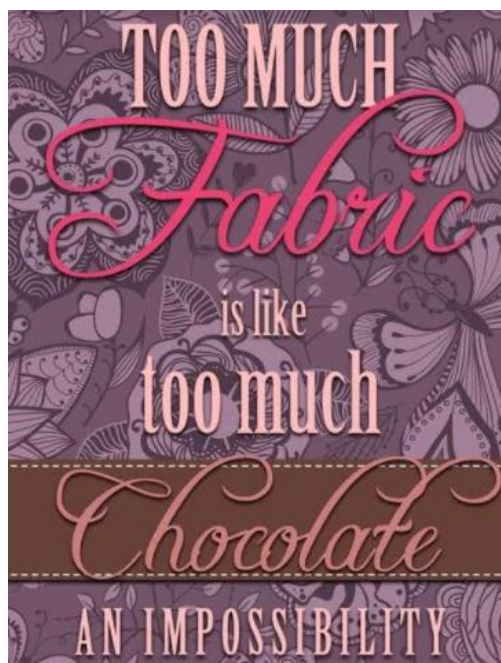
Do I need to pick out a seam and re-sew it? **If you can't see it from a running horse – it's fine.**

This is REALLY my favorite – although I don't follow it. When I procrastinate about finishing a project - **A quilt on the bed is worth two in your head.**

When the Comfort quilt turns out NOT to be the most beautiful - **Remember – some people are happy just to get warm.**

When the points don't exactly match - **The quilting has to go somewhere** (from my first quilt teacher).

What other hobbies do you enjoy? Family entertaining (3 children, 6 grandchildren, 5 great grandchildren and 2 more on the way – one due in August and one due in February), perennial plant gardening, reading (average 3 books each week – nothing serious), hand embroidery, red work embroidery, going to farmer's markets, local travel, swimming, visiting quilt shops in different areas, meeting new people, etc.... They change over time.



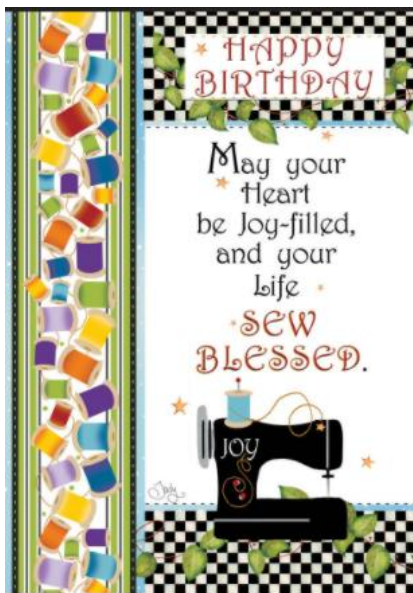
Membership

Kathy Moore and Phillis Walden

We had 44 members attend our July meeting.

September and the annual dues are approaching more quickly than I am ready for, but it will be September before we know it. I will be attending the August 17 presentation at Lindbergh Park and will be there by 5:30 to accept early membership renewals in person. Annual dues are \$45.00, payable to Crazy Quilters Quilt Guild via check or cash. If anyone would prefer to mail in their renewal please send a check to -

I will then mail you a membership card. Thanks to information provided by Roberta Whitcomb I can let you know that your guild membership card is good for a 15% discount at Burkholders in Denver, PA. I hope that every one of our members decide to renew as I think the challenges of the last year have made the guild even better than it was before.




August

- 22 Georgine Gilligan
- 22 Karen Landis
- 26 Diane Martin

RECALLING RECIPES: FROM THE CRAZY QUILTERS QUILT GUILD COOKBOOK

Jane Merkel

(Published in 1992) August 2021



GERMAN RED CABBAGE

- 1 lb. red cabbage, shredded
- ½ C. water
- 1 small apple, peeled and cubed
- 1 T. sugar
- 1 tsp salt

Place all ingredients in a pot over medium high heat. Cover and bring to boil. Reduce heat and simmer 15 to 20 minutes. Stir occasionally.

Submitted by Kitty Meyer

CRAB PATTIES

- | | |
|----------------------------------|--------------------------|
| 4 oz. mayonnaise | 2 tsp. yellow mustard |
| 2 tsp. Worcestershire sauce | 2 eggs |
| ¼ C. minced parsley | salt and pepper |
| 10 slices crustless bread, cubed | 1 lb. crabmeat (special) |

Mix together mayonnaise, mustard, sauce, eggs, parsley salt and pepper. Add bread and crabmeat. Chill at least 6 hours or overnight. Form into patties and coat with bread crumbs.

Fry in oil until golden brown.

ZUCCHINI PINEAPPLE BREAD

- | | |
|--------------------------------|--|
| 3 egg, | 1 C. oil |
| 2 C. sugar | 2 tsp. vanilla |
| 2 C. zucchini, coarsely grated | 1 (8oz) can crushed pineapple, drained |
| 2 tsp. baking soda | 1 tsp. salt |
| ½ tsp. baking powder | 1 ½ tsp cinnamon |
| ¾ tsp. nutmeg | 1 C. chopped walnuts |
| 1 C. raisins | 3 C. flour |

Beat eggs. Add oil, sugar, and vanilla; beat until foamy. Stir in zucchini and pineapple. Combine remaining ingredients and stir into zucchini mixture. Blend well.

Bake in 2 greased and floured 9 x5 loaf pans. Bake at 350 for 1 hour. Cool 10 minutes in pans, then cool completely on wire rack.

Submitted by Jean Bryan

Quilt Shows (Gathered from quilt newsletters)

August 2021

World Quilt Show Online - August 11-14, 2021. Presented by Mancuso Show Management. For more info visit <https://www.quiltfest.com/upcoming-shows-and-events/httpswwwonlinequiltfestival-com/>



September 2021

The Great Wisconsin Quilt Show Online - September 9-11, 2021. This virtual experience will include live, interactive educational opportunities, shopping options and more. For more info visit <https://quiltshow.com/>

Pennsylvania National Quilt Extravaganza - September 16-19, 2021. Presented by Mancuso Show Management, the largest and most prominent quilting arts event in the Northeast all under one roof at the Greater Philadelphia Expo Center, 100 Station Avenue, Phoenixville, PA. For more info visit <https://www.quiltfest.com/upcoming-shows-and-events/pennsylvania-national-quiltextravaganza/>.

October 2021

Quilt Show 2021 - October 16-17, 2021. Presented by County Line Quilters at St. Cyril of Jerusalem Social Hall, 1410 Almshouse Rd., Jamison, PA. For more info visit <https://countylinequilters.org/quilt-show-2021>

International Quilt Festival Houston - October 28-31, 2021. Quilts, INC. produces this show at George R. Brown Convention Center at 1001 Avenida de las Americas, Houston, Texas. For more info visit <https://www.quilts.com/quilt-festival/quilt-festival-houston/>

CORRECTION -- November 2022

14th Annual Exhibition of Quilts - November 12-14, 2022. Presented by Lebanon Quilters Guild at the Lebanon Expo Center, 80 Rocherty Road, Lebanon, PA. For more info visit <http://lebanonquiltersguild.com/exhibition-of-quilts/>

TOUR de QUILTS

Saturday, September 11, 2021, 10:00am - 4:00pm

8 Locations



Over 200 Quilts!

ROAD TRIP! Join us for a day of quilt appreciation at 8 locations throughout the Lehigh Valley. Porches, decks, lawns, fences will be colorfully adorned with quilts. Wander among the quilts, meet the artists who made them, talk quilts and get some creative inspiration from this one-of-a-kind tour! Local, state, and CDC guidelines observed.

COST: \$10.00 if purchased by 6:00pm, September 10, 2021, \$15.00 on day of event at any location.

Visit crazyquilters.org for additional information.

Mark your Calendars for the Penn Oaks Quilters Market

When: Saturday September 25th from 9AM to 1PM

Where: Covenant Presbyterian Church, 400 Lancaster Ave, Malvern, PA 19355

Admission is FREE

Penn Oaks Quilters is hosting a Flea Market to support our guild.

Available for purchase is a large selection of items including:

- Quilt Fabric, books, patterns
- Sewing notions buttons, binding, zippers, tools, scissors, rulers
- Yarn and needle arts supplies
- Home Décor -- Pictures, vases, collectibles
- Kids Craft supplies
- Kitchen and Dining -- dishes, kitchen gadgets, glasses
- Jewelry and Accessories - scarfs, bags, personal items
- Consigned Finished Items



Penn Oaks Dresden Plate Catering will also host a bake sale featuring our Carrot and Lover's Knot Chocolate Cakes as well as other sweet goodies

For additional information visit our website <http://www.pennoaksquilters.org/>

2021 Giant Fabric Sale

Find all of your sewing and craft needs in one place!!

Thursday, September 23—6 PM to 9 PM
 Friday, September 24—10 AM to 8 PM
 Saturday, September 25—10 AM to 6 PM
 Sunday, September 26—11 AM to 1 PM

Come check out our large variety of fabrics,
 notions, crafts, yarn, patterns and more
 to sell at great prices!

Montgomery County 4-H Center
 1015 Bridge Road • Collegeville PA 19426

An invitation to a fairly local quilt show:
 We want to let you know about our biennial quilt show and tell you how much we welcome attendance by members of your Guild in October on the weekend of October 16-17, 2021. Our theme is "Colors of Fall", and I have attached our flyer. We hope that you will share this information with your membership via your club newsletter, website, and/or Guild meeting. Our own website is www.undercoverquilters.com is the place to find all the details.

“Quilts for all Seasons”

Saturday, October 16 – 10:00-4:00

Sunday, October 17 – 10:00-3:00

Brookhaven Municipal Building

Community Room entrance

2 Cambridge Road, Brookhaven, PA 19015

Admission: \$10.00 (children under 12 free)

Admission ticket is for the entire weekend



Committee Chairs

Challenge: Linda Green

Community Service: Janet Yandrisevits and Mercedes Gurniak

Communication Chain: Diane Pesola

Historical: Rhonda Moore

Hospitality: Diana DeFanti

Library: Michele McLaughlin and Dawn Martrich

Newsletter: Karen Rush

Publicity: Linda Wojciechowski

Quilters Studio: Julie Borden

Retreat: Sandy O'Conner

Show and Tell: Lorraine Bujnowski and Roberta Whitcomb

Sit & Sew: Helen Hanton

Sunshine and Shadows: Jackie Leipert

Website: Nancy Scholz

Deadline for the next newsletter is August 21st.