



Crazy Quilters Quilt Guild

We Are Crazy About Quilting

No. 346

www.crazyquilters.org

November 2020

From The President

Jane Merkel

Hello Crazy Quilters!

I am learning new things about Zoom every day! For our guild, it gives us opportunities to have speakers from other states that we could not afford in a normal setting. Such was the case with our October program. What a pleasure to see such a great turnout for Amy Friend of "During Quiet Time." Hope you liked your front row seating! I was overwhelmed by her meticulous attention to detail to create such lovely pieces. Her whole presentation was so well done. Being open to new ideas is what keeps our individual quilting trails blazing.

And speaking of quilting trails, please allow yourself to share your quilting journey with all of us through Sam's questionnaire. Please take the steps to share, it is a wonderful way to contribute to your guild.

I will make a promise to you to keep all business meetings to an absolute minimum of time (my goal is less than 30 min.) So please use your newsletter to convey and receive information. And will you in turn promise to please read your newsletter promptly. It is more important than ever to maintain and explore the resources we have right at our fingertips. The wonderful work of Karen Rush (newsletter) and Nancy Scholz (website) cannot be overstated. They make Crazy Quilters accessible! We are most grateful to them.

If you have any Zoom questions or would like a trial run one-on-one, I am available to help as are others. Just contact me and I can put you in touch with members willing to help you navigate.

The Crazy Quilters Quilt Guild
meets the first Tuesday of the month, 6:30 PM
Via Zoom until further notice

info@crazyquilters.org

www.facebook.com/crazyquiltersquiltguildemmauspa

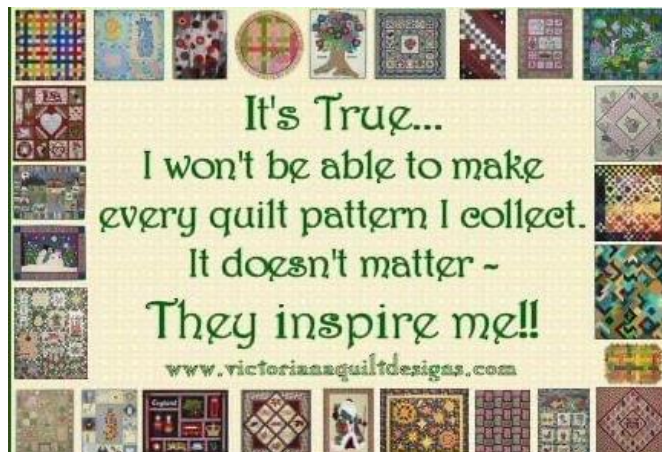
Guild Officers

President: Jane Merkel
Vice-President: Samantha Cetrulo
Secretary: Suzanne Nelson
Treasurer: Kathie Laposata
Programming Officer: Sue Marin
Membership Officers: Phillis Walden and Kathy Moore

Guild Calendar

Monthly Guild Meetings:

November 3rd, 6:30-8:00 Via Zoom



Presidents' Message Continued

Lastly, you will shortly be sent an email to vote for the bylaw addition. In these trying times, please put your faith in the board leadership to make short term decisions that will benefit Crazy Quilters Quilt Guild during emergency times by voting "yes".

See you on Zoom on Nov 3,
Jane

**CRAZY QUILTERS GUILD MEMBERS ARE ASKED TO GIVE CAREFUL CONSIDERATION
TO THE
ADDITION TO THE BYLAW ART. 7 (THE BOARD AND ITS DUTIES) THAT WAS PROPOSED
AT THE OCT. 6, 2020 GUILD MEETING VIA ZOOM.
THE ADDITION READS:**

The board shall be given emergency power to alter for a temporary period of time Art. 3 (Membership and Dues), Art.4 (Meetings), and Art.5 (Election of Officers) in the event of a national, state, or local emergency (i.e. pandemic, natural disaster, or other extreme situation) to ensure the continuity and wellbeing of the Crazy Quilters Quilt Guild. Any temporary changes must be voted on by the board (majority rule) and issued to the membership in a timely manner. The Board will notify the membership when the period of temporary emergency power is concluded.

It was decided at the Oct. 6, general guild meeting, to vote via email. You will be asked to do this in a separate email. You should receive this email on Saturday, Oct. 31, 2020, and reply by Noon on Tuesday, Nov 3. This email will be sent to you from Samantha Ceturlo, our Vice President. This will allow us to tabulate the results and present the findings at our meeting on the evening of Nov. 3. When you reply, vote YES (you favor the addition) or NO (you reject the addition) on the subject line.

I received 3 responses to the Quilt Journey. Two are included in this newsletter. Enjoy learning more about our members!

Please consider completing the questionnaire and sending to be included in a future newsletter.

Name: Judy Walker

Length of Quilt Journey: 30 years

How did you learn how to sew?

My mother taught me when I was young and of course when we had home economics in school I had to make some clothing during our class periods. After high school, I continued to sew on my mother's new Singer sewing machine which was wonderful and it had a lot of extras for its time. I also wanted to learn to quilt because the Ladies Aid Society at church would quilt once a week on a quilt for someone. I never did get to learn the actual quilting process until 1990 when I decided it was one of the things on my bucket list and a quilt shop near me in Ohio was giving a 10-week class in which you would make a 12 block sampler quilt and learn how to quilt it. That was my first quilt and then it took me two years to hand quilt it. And the rest is history.

How would you describe your quilting style?

Has it changed over time?

It was old style piecing using patterns and hand sewing but changed to more updated and more modern styles. Of course the rotary cutters and new and faster ways to cut fabric have helped. I was a hand quilter but now only machine quilt my projects.

Who is your favorite fabric designer and why?

Kaffe Fassett because of his wild use of colors and unusual patterns.

Do you pick fabric or pattern first?

Fabric

What is your favorite part about quilt making and why?

Choosing the fabrics because there are so many beautiful ones out there. You are choosing your color palette just like any artist chooses their paints.

What is your least favorite part and why?

Checking to make sure the binding seams do not hit a corner so there is less bulk when you turn the corner.

What other things do you sew?

Some clothing for myself, quilted bags, a few embroidered pillow cases and all the community service projects.

What is your favorite sewing saying?

The one who dies with the most fabric wins!

What other hobbies do you enjoy?

Golf, playing cards, putting puzzles together, chatting with friends, fabric shopping road trips.

Name: Suzanne Nelson

34 Year Quilt Journey

How did I learn to sew?

Every time I sit down at my sewing machine, I thank my mom. She was an amazing seamstress, sewing everything from little girl's frilly dresses to tailored suits to floor-to-ceiling draperies for every room in the house. She got me hooked. In her later years, when she watched me leave garment sewing behind and become an obsessed quilter, she always said that quilting looked too hard for her!

My quilting style

I'd call it the "little bit of this, little bit of that" style. I will always love traditional quilt patterns with their rich heritage and the beauty inherent in the repetitive geometry of the blocks. However, I have also become a devotee of modern quilts. So basically, my style is to go wherever my creative mood takes me. I enjoy machine piecing, hand applique, machine quilting, and hand quilting. Conspicuously missing from the list is hand piecing; that is not going to happen!

Style changing over time

I began quilting around 1990, when fabric stores offered calico prints in varying shades of pink, green, and blue. "Country" was big then, so my beginning quilts were dusty pink and mint green, featuring cats and ducks. The explosion in quilt fabrics has really helped my creativity soar. I love how I can walk into a quilt shop today and find everything from vintage reproduction fabrics to Kaffe Fassett color extravaganzas to lush batiks. This bounty has really helped me grow as a quilter. I still enjoy making a traditional quilt design with Thimbleberries fabrics from my stash, as well as using the latest Anna Maria Horner in a more wild and crazy modern design.

Favorite fabric designer

I have a hard time saying no to any colorful Kaffe fabric. They just always make me smile. I've been enjoying all of the designers for the Free Spirit fabric line. The colorways and motifs are always delightful. And I have a weakness for Alison Glass prints and her rainbow color runs.

Do You Pick fabric or pattern first

It can happen either way! It's always fun to see where the creative spark is going to come from.

Favorite part of quiltmaking

I love the soothing, tactile comfort of hand applique and hand quilting. I really appreciate the repetition and precision of machine piecing (hence, the quilt with 2,816 half-square triangles I made this spring). As I become more experienced with machine quilting, I love, love, love the texture that the stitching adds to the finished quilt. Most times when I'm stuck sitting somewhere, I doodle, and free-motion quilting is doodling with a needle and thread which must be why I like it so much. And I can't overlook the appeal of color; from choosing the fabric to the quilting thread, the quiltmaking process lets me play with color. It's like digging into that big box of Crayola crayons – so satisfying!

Least favorite part

I hate basting the quilt sandwich. That is always going to be the tedious, backbreaking part I will do anything to avoid.

Other things I sew

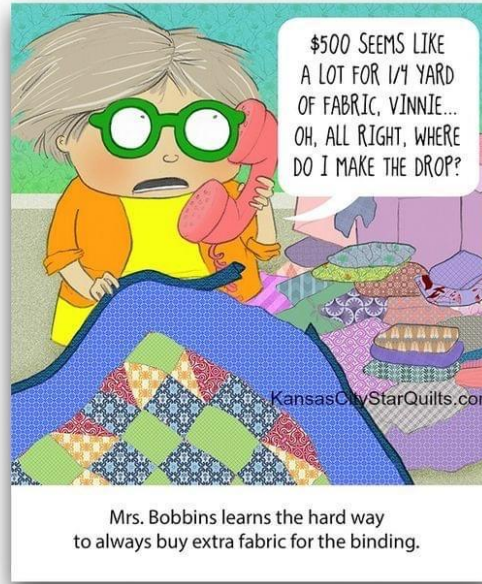
Masks! I can sew those in my sleep at this point. I have made drool bibs for my grandbabies, pillows, fitted cushions for window seats, curtains, Halloween costumes...but the whole time I was sewing those things, I was thinking about quilting.

Favorite sewing saying

What's the worst thing that could happen? (what I mutter when I'm about to try a new tool or technique)

Other hobbies

Reading, writing, gardening, taking my new puppy out on the Rail Trails, training for canine rally competitions




Facebook Trading Place

Karen Hartzell

During the Covid19 quarantine, we must all look for different ways to do some of the things we enjoy. One of these things is sharing our excess fabric, magazines, patterns, notions... with our fellow quilters. (I sure do miss the back swap table at our guild meetings.) So we have introduced an alternative Facebook page, for those of you who are accumulating things you would like to sell or just pass on to others. The only requirement is that you have a Facebook account to participate. Just sign on to "Crazy Quilters Trading Post" and follow the prompts. You should receive an invitation from either of the two administrators of the account - Sarah Jay or Karen Hartzell. If you did not get an invitation to join contact either of us and we will add your name.

- ★ This is a private group and only open for members of the Crazy Quilter's.
- ★ This does not replace the current Crazy Quilter's Facebook page.



VELVEETA CHEESE SOUP (JEAN BRYAN)

- | | |
|--------------------------|------------------------------------|
| 3 CHICKEN BOUILLON CUBES | 10 OZ (1C) FROZEN MIXED VEGETABLES |
| 4 C. COLD WATER | 2 CANS CREAM OF CHICKEN SOUP |
| 1 C. CELERY, DICED | 2 SOUP CANS OF MILK |
| 1 C. ONION, DICED | 1 LB. VELVEETA CHEESE |
| 2 C. CUBED POTATIOES | |

Cook and simmer for 20 min. the first four ingredients. Add potatoes and vegetables. Cook 30 min.

Add rest of ingredients and stir until cheese is melted. Simmer until ready to serve.

SPEEDY SPINACH LASAGNE (JANET GROH)

- | | |
|---|--|
| Spaghetti sauce | 1/2C. grated Parmesan Cheese |
| 2 eggs | ½ lb. shredded Mozzarella Cheese |
| 1(15oz) Ricotta or 1lb. creamed cottage cheese | ½ lb. uncooked lasagne noodles, broken in halves |
| 1 (10)oz frozen chopped spinach or broccoli, thawed and drained | |

Beat eggs in a large bowl and add cottage cheese (or Ricotta), spinach, and ¼ C. Parmesan cheese. Lightly grease bottom of 13x9x2 inch baking dish; cover with a little sauce. Layer noodles, half of the cheese, and half the sauce.

Repeat layers. Sprinkle with 1/4C. Parmesan Cheese. Cover dish with aluminum foil. Bake at 350 for 60 min. or until noodles are done .

Let stand 10 min. Cut and serve. Makes 8.

LEMON CAKE (SANDRA HAMMANN)

- | | | | | |
|---------------------|--------------------|--------|----------|------------------|
| 1 PKG. LEMON JELLO | ¾ C. WATER | 4 EGGS | ¾ C. OIL | 1 LEMON CAKE MIX |
| 3 C. POWDERED SUGAR | 1/3 C. LEMON JUICE | | | |


. COMBINE 1 PKG. OF LEMON JELLO WITH ¾ C. WATER AND 4 EGGS.

ADD LEMON CAKE MIX AND ¾ C OIL. BEAT UNTIL SMOOTH. BAKE 35 TO 45 MIN.

THEN, JAB HOLES IN CAKE. DRIZZLE WITH 3 C. POWDERED SUGAR MIXED WITH 1/3 C. LEMON JUICE.
(ASSUME USE OF 13X9X2 PAN)

October: Amy Friend provided an outstanding program on Intentional Piecing. I look forward to seeing your quilts using her techniques at future Show and Tell events!

November: First and most importantly, **please** take the time to **vote** today. Join us at 7:00 PM for our presentation of “Pieced Together”, the story of Donna Sue Groves whose grass roots initiative founded the Barn Quilt Trail Movement that has spread across the country and into Canada. We have several trails in Pennsylvania and New Jersey. If you can’t make this meeting, the DVD is now a part of our library. Want to watch it? Call, text or email me and I’ll make arrangements for pickup or delivery.



If you’d like to explore this topic further, I’d like to suggest the following:

- ***Barn Quilts and the American Quilt Trail Movement*** by Suzi Parron with Donna Sue Groves.
- **“The Frontier Barn Quilt Trail of Fulton County, PA.”** Contact info@frontierbarnquilttrail.com or call 717-830-5953. (Pamphlet.)
- **“Quilt Mural Trail.”** Found in Perry, Mifflin and Juniata Counties. This was a PCCA Arts-in-education Program. Go to perrycountyarts.org or call 717-657-7023. (Pamphlet.)

The Business meeting and Show and Tell will follow immediately after the documentary. Send your pictures to Lorraine Bujnowski. I think she has a few fussy cutting samples to share with everyone.

December: Potluck Potpourri

By definition, “potpourri” means “a mixture of things.” (A synonym is “patchwork.”) and “potluck” refers to “a situation in which one must take a chance that whatever is available will prove to be good or acceptable.” Activities are coming together. Interview questions were sent out to the founders and past presidents in preparation for their interviews, approximately 20 silent auction items have been submitted (some pictures have been included to spark your interest), games (complete with prizes) have been planned, and a few other special events just need a few final touches before the big day.

If you would like to submit an item or two for the silent auction, please send pictures to me as an email attachment no later than November 17. Include either a minimum bid or the value of the item as a reference point for bidders. All proceeds go into our treasury for future programs and community service events. Pictures of the items will be forwarded to all members via email two days prior to our meeting to give you sufficient time to look at and bid on them. Highest bidder wins. Winners will be notified during our meeting on December 1. Details for payment and pickup/delivery of the items will be in December’s newsletter.

The evening would not be complete without food, beverages and music. I have included a Christmas Wassail Recipe that’s perfect for singing, “Here We Come a Wassailing”.

January 2021: – Our Flying Geese Challenge. The deadline for submitting your entry/entries is December 28, 2020. See Judy Walker’s Challenge article for more details.

February 2021: – Pillowcase Palooza. Community Service at its best!

March 2, 2021: – Toni Smith, AKA Quiltoni, will do a presentation on creating pixelated quilt patterns.

JUST ADDED! A six-hour workshop spread across two days has been added on Saturday, March 6 and Saturday, March 13. Both sessions will run from 1:00 – 4:00. Cost is \$25 per member. Class size is limited to 30 attendees. Payment is due at time of sign-up, without exception. For more specifics, see “Section 10. Workshops” in our policies.

April 2021: – Dr. Leo McCormick and staff will present a lecture on Ergonomics for Quilters.

May 2021: – Heather Kojan returns and will share her tips for deciphering Quilt Math.

June 2021: - Mary Fons (of Fons and Porter) will do a trunk show and share her experience as editor of *Quiltfolk Magazine*.

July, 2021: – Cindy Orvacez, author of *Into the Garden: Realistic Three Dimensional Flowers Faster by the Strip* will talk to us about using embellishments in our designs.

August 2021: – Special **two-hour** presentation with Emily Taylor who will teach us the basics of collage quilting.

All program information is listed on our website. Please check the Meetings and Events page each month for updates, details of the various programs and important messages.

Christmas Wassail

From the "Fix-It and Forget-It Diabetic Cookbook"
Submitted by Dottie Schmidt of Kansas City, MO
Makes 10 servings. Ideal slow cooker size: 4-quart.



- 2 cups cranberry juice cocktail
- 3 ¼ cups hot water
- 3 Tbsp. sugar
- Sugar substitute to equal 1 ½ Tbsp.
- 6-oz. can lemonade concentrate
- 1 stick cinnamon
- 5 whole cloves
- 2 oranges, cut in 10 thin slices

1. Combine all ingredients except oranges in slow cooker. Stir until sugar and sugar substitute are dissolved.
2. Cover. Cook on High 1 hour. Strain out spices.
3. Serve hot with and orange slice floating in each cup

Always ~
Sue Marin
Programming Chair

Here are a few of the many items donated to the silent auction. The full list will be made available two days prior to the meeting via email.



Flying Geese Challenge for January 2021

Judy Walker

Hope you are continuing to work on your challenges for our January meeting. I am finishing my second project for the challenge which was inspired by some fabric somebody didn't want any more.

If you are planning on entering the challenge, pictures of your work (1 picture showing the entire entry and 1 picture showing some detail portion of your entry) need to be sent to me at jwttcpsi@aol.com by Dec. 21. I also need to know the size of your entry (ex. $32 + 40 \times 2 = 144$ total). This would be in the large category. We need a few days to get all the pictures on the website and get them numbered and in the right category so you will have a week to view them before we vote on zoom at our January meeting. You can send the pictures to me any time before the deadline just mark that it is for the challenge. Thanks and Keep on stitching!

Community Service

Janet Yandrisevits and Mercedes Gurniak

This month has seen a flurry of activity, including picking up and dropping off materials and completed projects from several Guild members. Your craftsmanship and spirit of generosity is wonderful to see! There are so many styles and techniques being used for the placemat construction, and each of them is a gem. Please contact Janet by email or phone for pick up of placemats by the end of October.

Sunshine and Shadows

Jackie Leipert

No updates this month. If you have any Sunshine or Shadows news to share.

Show and Tell

Lorraine Bujnowski

Pictures of quilts for Show & Tell are to be sent to me . **Please send by October 30.**

Publicity

Linda Wojciechowski

This photo of our new officers was published in at least two of the local weekly newspapers after the installation meeting in September. Thanks to Nancy Scholz for taking the photo.



Membership

Kathy Moore and Phillis Walden

We had 52 members attend our October 6 zoom meeting. We currently have 84 total members including two new members who joined late in September after the last newsletter was distributed.

Cherri Hess is a friend of Phillis Walden. They were members of the Chambersburg PA Quilt Guild. She is a longarm quilter with three grand-daughters that all have learned to quilt. Her longarm is named Viola as she is purple. She is taking advantage of the pandemic inspired zoom meetings by joining our guild although she lives in Fannettsburg, PA.

Our other new member is Karen Shaffer and she is a beginning quilter who heard about our guild from Linda Anderson. She started out making masks and has developed a new passion for quilting and has already finished two quilts and has two more in progress. She is married, with three sons, one daughter-in-law and two grand-children.

Please remember to have your name displayed in the zoom meeting. It makes it much easier for us to see who is attending and is helpful for those of us who don't know everyone yet, especially for our new members. Please use your first and last name, particularly since we have multiple members with common first names.

To **change** your **name** after entering a **Zoom meeting**, click on the "Participants" button at the top of the **Zoom** window. (Note - my zoom window shows the "Participants" button at the bottom of the screen) Next, hover your mouse over your **name** in the "Participants" list on the right side of the **Zoom** window. Click on "Rename". Enter the **name** you'd like to appear in the **Zoom meeting** and click on "OK".



November

Kathy Moore	November 5
Julie Borden	November 14
Sue Marin	November 17
Jane Merkel	November 19
Nancy Dunham	November 20
Nienke Izurieta	November 22

FREE TO A GOOD HOME. Call Phillis Walden-. Boys clothes and shoes - good (many like-new) condition. Recently outgrown by an 11-year old and/or a 3-year old. Would like to donate to needy family or organization that does not charge families for clothing. Will donate to Salvation Army or Palmerton Hospital Thrift Store if no takers. Have checked several on-line services already.

Committee Chairs

Challenge: Judy Walker

Community Service: Janet Yandrisevits and Mercedes Gurniak

Communication Chain: Diane Pesola

Historical: Rhonda Moore

Hospitality: Diana DeFanti

Library: Michele McLaughlin and Dawn Martrich

Newsletter: Karen Rush

Publicity: Linda Wojciechowski

Quilters Studio: Julie Borden

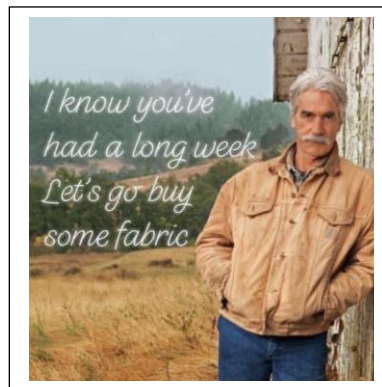
Retreat: Sandy O'Conner

Show and Tell: Lorraine Bujnowski and Roberta Whitcomb

Sit & Sew: Helen Hanton

Sunshine and Shadows: Jackie Leipert

Website: Nancy Scholz



Deadline for the next newsletter is November 21st.