



# Crazy Quilters Quilt Guild

We Are Crazy About Quilting

No. 399

[www.crazyquilters.org](http://www.crazyquilters.org)

April 2025

## **PRESIDENT'S MESSAGE**

Jessica Dayon

I can't believe it is already April! This month we have our Community Service Sewcial on April 26<sup>th</sup>. This is a really nice time to get together to sew and do something to support members in our community. If you can stay for the whole day, that is fantastic but also, remember that you can stop in and help for an hour or two as well if that works better with your schedule. I also wanted to let you know that Dawn Dengler has volunteered to be the Community Service chair once Janet and Mercedes step down at the end of August. Thank you, Dawn, for volunteering your time to fill this role!

We are still looking for a chair or co-chairs for Programming. Sue and Katrina have programs planned through August of this year. But after that, our programs come to an end until someone fills this role to add new programming to our agenda. Please get in touch with me, Katrina, or Sue if you are interested. Sue and Katrina will be happy to help you get started so that you can start booking programs for the guild.

I'm looking forward to seeing you at our April meeting!

## **Monthly Challenge**

The March Challenge was a crayon color challenge. We pulled 3 crayons, at random, from a bag. The 3 colors that were pulled out were the colors that you needed to make something with.

The Crazy Quilters Quilt Guild meets the first Tuesday of the month, 7 p.m. at Calvary Baptist Church-Allentown

[info@crazyquilters.org](mailto:info@crazyquilters.org)

[www.facebook.com/crazyquiltersquiltguildemmauspa](https://www.facebook.com/crazyquiltersquiltguildemmauspa)

## **Guild Officers**

President: Jessica Dayon

Vice-President: Donna Gasser

Secretary: Nancy Skok

Treasurer: Linda Johnston

Programming Officer: Sue Marin & Katrina Idleman

Membership Officers: Pat Piasecki & Quinn Pagano

## **Guild Calendar**

**Monthly Guild Meeting:** Tuesday, April 1<sup>st</sup>

--Quilters Studio at 5 p.m. --Meeting at 7 p.m.

**Sit 'n Sew:** Saturday April 5<sup>th</sup> at 10:15. Faith Presbyterian Church.

**Community Service Sewical:** Saturday April 26<sup>th</sup>, 9 a.m. -- 3 p.m., Calvary Baptist Church



## President's Message – Continued

The April Challenge is to make something with English paper piecing. This can be entirely English paper piecing or something that just has a little touch of English paper piecing to it. As always, any size project from tiny pincushion to a large quilt.

### Quilters Studio


There will be no Quilters' Studio in April.

### Block Swap

I'd like to gauge interest in a block swap. I'm considering this block- no point star- in combinations of red, white, and blue. You'd use one color for the background, one color for the star points, and one color for the center. It is a 12" finished block. I can teach how the block is made so if you don't know how to make it, you can still participate.

Please let me know if you are interested in a block swap for this, either by email or at the April meeting. If there is interest, I will finalize specifics and move forward with planning a swap.

Example:



### Programs

Sue Marin and Katrina Idleman


April 1, 2025 – Janellea Macbeth presents “ScrapStashtic Quilts: Organizing Your Scrap Fabric Stash and ACTUALLY USING IT.” Presenting in person

Saturday, May 31 Full Day Workshop (9:00 am – 4:00 pm) Janella Macbeth presenting in person  
ScrapStastic Quilts, Organizing Your Scrap Fabric Stash and Actually Using it

Have you ever experienced a sense of helplessness when confronted with out of control, overflowing piles of scrap fabrics and good intentions? Have you had trouble making your way to your sewing machine? Does your work table look more like the island of misfit fabrics? If you're nodding your head “yes!”, then Janellea Macbeth's upcoming lecture and workshop, “ScrapStastic Quilts, Organizing Your Scrap Fabric Stash and Actually Using it” is for you.

Janellea started sewing as a youngster, discovering quilting by age 9. She was a full-on fabric rescuer and collector by her early 20's, filling her sewing room to overflowing. In a desperate attempt to regain control she tried to give her fabric away - to no avail. She closed the door and walked away...until her mother dragged her to a quilt show. Intoxicating! Tempting! What to do now?

Janellea set some new ground rules for her relationship with fabric, captured in the phrase “If there be madness, let there be a method to it.” Join us at the guild meeting on April 1 to learn more how she tamed her stash and re-energized her quilting endeavors. Sign up for her in person workshop on May 31 and you'll get some hands-on experience taming your own unruly stash.



May 6, 2025 – Rachel Rossi shares tips on “Bringing Quilting to the Next Generation.” Come and learn some tips to keep our unique art form flourishing far into the future.



May 3 & 4 – Global Quilt Connection’s Sampler Platter, 3-6 p.m. Free for all Guild Members; features 18 different instructors. Links and materials lists will be available in mid-April.



Announcing the theme for our August Social on August 5, 2025!

This year we will celebrate “The County Fair”. Join in the fun as we share the best of events seen at a County Fair. We will have popcorn, ice cream, lemonade and other beverages. Expect a cook-off and a bake-off; games; and a display of quilts. Since we won’t be able to judge canned goods, Katrina and I have decided that quilt entries should be fruits and vegetables. Quilts should measure 20” x 20”.

Check the [website](#) for additional programming.

### Sit ‘n Sew

Linda Wojciechowski



Mark your calendar for **Saturday April 5<sup>th</sup>, 10:15 a.m. to 4 p.m.**, at Faith Presbyterian Church, Emmaus. Only one in person session this month.

Bring your quilt project, sewing machine and quilting supplies and your lunch. And don’t forget an extension cord and light. An iron and ironing board are provided, but you may also bring a small iron for use at your station. If you don’t want to pack up all your supplies, bring a hand project instead or just come by to chat.

The next virtual Sit ‘n Sew will be **April 23<sup>rd</sup> from 1:30 – 4 p.m.** Join us from the comfort of your sewing space.

### Hospitality

Sandy O’Connor

Yeah! Diana will be back at the April meeting!!

Thank you to the members who provided the refreshments for the March meeting. They were Cathy Schadler, Diane Pesola, Lynda York, Pat Vaccaro and Karen Rush.

Members who have signed up to bring refreshments for the April meeting are, Nancy Skok, Carol Siegmund, Katrina Idleman, Kathy Moore, Pat Piasecki. I will send a reminder soon. Thank you all for helping.

Questions or concerns please call or text. Diana DeFanti or Sandy O’Connor



## Community Service

Janet Yandrisevits & Mercedes Gurniak

Spring has sprung! In this next chapter of our Guild year, we hope you will continue to support our efforts to help others in our community at large. After a long pause, I have received a request from the Coordinator for Camp Erin, asking if we could donate twin size (52 x 70) quilts for this year's Camp Erin, which will be held in early June. I know this is a last minute request, but I know some of you have really enjoyed supporting Camp Erin in the past, so I want to let you know this opportunity is available. I would have to collect quilts at the April and May meetings and also at the Saturday Service Sewcial day on April 26.



It might be a good idea to consider making placemats to add to the small collection I have so far for the Autumn donation to Meals on Wheels.

We hope to see many of you at the Service Sewcial Day on April 26 at Calvary Baptist Church from 9:00 am - 3:00 pm. Bring your lunch and any snacks you might wish to share. Come for the whole time or any part you wish to stop by. Sewers, ironers, cutters, fabric selectors are all needed! I will bring supplies to help get us jump started on a variety of projects. We look forward to seeing you there.

And remember, if you are interested in leading these projects next year, please let one of us or President Jessica know. We have had a very promising person step forward to inquire, and hope others may join her to help with the decision making. We are happy to encourage you to take part -- the personal rewards of helping others are great!



These are little dresses for Africa made by Sandy Mugridge's friend Sally Hill. Many fabrics are from the free table at Crazy Quilter's meetings. Your donations were put to good use.

### *In memory of Donna Jordan*



*If you're like me you watched many of Donna Jordan's tutorials on YouTube. I was saddened to learn of her passing. The link is to Donna's last video. Her husband comes in at about 8:20*

[Celebration of Life: Donna Jordan](#)

## **Quilt Challenge 2025**

Cathleen Kilpatrick & Quinn Pagano

The challenge this year will be to make a “Monochromatic” quilted piece. The definition of Monochromatic is having or consisting of one color or hue. You can use a variety of shades of a single color or hue. OR, you can use black, white and grey. To make it more interesting you may optionally add one additional color. The added color may only be used in less than 10% of the piece. The fabrics used may be solid, blenders or patterns, but the overwhelming color in each fabric should be the selected monochromatic or added color.



For example, if you choose

- black, white, and gray, you could optionally add lime green in less than 10% of the piece
- teal, you could optionally add black in less than 10% of the piece
- red, you could optionally add white in less than 10% of the piece
- blue, you could optionally add orange in less than 10% of the piece

Note: to get more information on monochromatic color schemes, google the color you want to use, for example ‘monochromatic red color schemes’

All entries will have a quilter’s statement about the piece and must be completed between February 4 and December 27, 2025.

There will be four categories

- Large Quilt (40” X 40” or larger)
- Small Quilt (less than 40” X 40”)
- Other (placemats, totes, garments. Wearable art, etc.)
- Original (any product, quilt or otherwise, that was not a purchased pattern created by someone else. This must come out of your own imagination. If your product was inspired by another creator, please give them credit).

Please contact Cathleen or Quinn if you have any questions.

## **Crazy About Quilts Quilt Show**

Donna Gasser

Our Crazy About Quilts show is steadily moving along with guild members working on items to sell and with planning being handled by committees. Some of you have asked who the Chairs for committees are. I am the Chair of the show, so any questions can be addressed to me if you are not sure where to get an answer. The following are your “go-to” people if you have a question or suggestions for a committee.

Quilt Display, Jane Merkel  
Boutique, Sharon Yurkanin  
Admissions, Quinn Pagano  
Marketing, Julie McDonnell  
Quilters Cupboard, Donna Gasser (until further notice)  
Demos, Suzanne Nelson  
Silent Auction, Cathleen Kilpatrick

The Quilt Display group is seeking people to sign up with them to white glove for a few hours at our event. For those of you who have never done this, white gloves keep people from touching the quilts. Members wearing white gloves (which our guild has) will, by guest request, lift a corner to show the quilt back and the quilting. At our show they will also be supervising any areas with displaying quilts to ensure no beverages or food comes into those areas. We will need 4-6 members to do this at all times where quilts are displayed. This is one of those jobs that is simply fun. You get to talk to visitors about the quilts, our guild, their guild, and answer their questions. Jane has calculated that we can display about 100 quilts. The committee will be putting a form out soon asking for a few of your quilts to be brought in for display at our show and information regarding each quilt.

I was delighted to see all the items members are working on for the boutique at our last guild meeting. Please continue to work on them and give Sharon Yurkanin your name with what you are or will be working on and how many you expect to have for boutique. I don't particularly enjoy doing a lot of the same item repeatedly unless it is a really fast thing to make, so with the table runner I am making, I will make one extra for boutique. I took my crochet dish cloths outside to sit in the sun and work on them while enjoying the warm weather and watching my bird feeders. They take about 30 minutes each- I have about a dozen of those dish cloths finished. What I am saying is that all of your efforts are greatly appreciated and that one of a kind or multiples of any item are fine. We are aiming for the table to be well-stocked and attractive.

Linda Johnson and I have been investigating getting a point of service credit card reader (like Clover, Square, or Kettle/Paypal) so we can do cashless transactions. If any member has had experience with the use of any point of service devices Linda would like to talk with you. Having the ability for cashless transactions to take membership dues and class registrations at our meetings, at this Quilt Show, and at any other future fund-raisers is a plus for those, like my kids, that never carry cash!

Julie McDonnell and her committee have emailed you our initial flyer. They have also put it up on our website. Make copies for yourself so that you can display them at your food store, bank, post office, gym, church, pizza shop, etc. whenever you think the time is right, but before the end of summer definitely. And make sure you check to make sure the poster is still up regularly once you post—some establishments take stuff down on a regular basis even before the event occurs. The more attendance we have equates to more people buying more items, and maybe more people joining our guild. It becomes a win/win for us and them.

Our Silent Auction will be discussed via a Zoom meeting to be held before our next guild meeting (6:30 pm on the 20<sup>th</sup>.) Cathleen Kilpatrick has under discussion exactly what will be displayed for Silent Auction and what will go into boutique or Quilter's cupboard areas. If you are planning to make a quilt or have a basket of items to donate, Cathleen needs to know about that. I am sure some clarification on this will occur during our next guild meeting. As well if you want to be part of this Zoom discussion, email Cathleen to receive an invitation.

Quilter's Cupboard should be items that we are shedding from our quilting rooms—the leftover blocks from a quilt already made; fat quarters, fabrics, nicknacks or bags of scraps you will not use; rulers that you used a few times but no longer need; books or magazines you no longer need. Get the picture? It is that stuff too good to toss into the trash but that stuff that persistently gets in your way. Any quilt kits that are complete but not made up will come under discussion for Silent Auction, the Cupboard, or Boutique sales. And likewise, any items made we will value and determine where they should go.

Please, block off on your calendar Oct 3<sup>rd</sup> and 4<sup>th</sup>. All hands on deck for set up—the more help we have the shorter the day becomes. If you have a mobility issue, we will gladly give you a job to do seated. We will need lots of help pricing items in boutique, silent auction, and cupboard and setting up their displays; hanging quilts for display, organizing demo rooms; putting up directional signs; and organizing admissions and checkout table, etc. On day of sale, we will need help in all areas for supervision, helping visitors, and for final take down. Calvary will need to be totally ready for its Sunday services before we leave on the 4<sup>th</sup>. More hands make the work go faster.



Thanks to so many of you who are making items for the guild to sell at the Crazy for Quilts Boutique. So far, we have pincushions, needlebooks, jewelry pouches, rope bowls, tea towels, mug rugs, barn quilts, wine bags, ornaments, jelly roll rugs, dog collars, zippered tool bags, totes, hot pads and more! We still need more though. So, think about what you might be able to contribute and let me know at our April meeting. If you don't know what to make, we can give you an idea. Or team up with someone else to work assembly line style. Check out Pinterest or google "sewing gift ideas." And as always, do your best work!

**Quilters Doing Quilty Things!**

Suzanne Nelson

Please consider signing up to give a demonstration at our October Crazy About Quilting event. Just think — it's like a Sit and Sew with a fun-loving audience filled with people who are interested in what you are doing. Sign up with a friend and enjoy the camaraderie of time spent stitching. Enjoy the feeling of inspiring someone to try what you are demonstrating. Make new friends! Be an influencer in real life! Sleep well knowing that you contributed to the success of our guild event.

Here's the lowdown:

1. Figure out something quilterly or quilt-adjacent that you love to do and feel comfortable doing in front of people. (See the list below for ideas.)
2. Contact me at [snelson@ptd.net](mailto:snelson@ptd.net) to let me know you want to sign up.
3. Be prepared to demonstrate for 20 minutes (or more, if you'd like)
4. Think through all the materials you will need to bring and assemble them. This would include things like: sewing machine, thread, tools, fabric. It would be super inspiring if you could bring finished examples of the technique you are demonstrating to be displayed.
5. Show up at least 10 minutes before your assigned time.
6. Do your demonstration and answer any questions people might have.
7. Pat yourself on the back for a job well done!

See? This is absolutely something fun and inspiring that you can do. Please note that you will be doing a demonstration, not a hands-on class where you would have to make up kits and directions. We are keeping it simple.

Look over this list to see what you might be interested in and comfortable demonstrating. If you have any ideas I might not have listed, let me know. Then, sign up with me at [snelson@ptd.net](mailto:snelson@ptd.net). We can work on a demo schedule for the actual day as October approaches.

**Ideas for Demonstrations**

Hand piecing	Machine quilting (with rulers, perhaps)
Hand applique	Beading
Fusible applique	Binding techniques
Yo-yos	Wool applique
Paper piecing	Purse/bag making
Hand quilting	Hand embroidery
Jelly roll rug making	

Sign up! Share what you love doing with the world! My plan is to be set up for an all-day Improv-a-thon where I will be making improv blocks using fabrics from my exploding scrap basket. Anyone want to join me? You never know, we might have a quilt by the end of the day



## Happy April Birthdays

Kim Carlo	April 2
Anne Mayberry	April 7
Diane Pesola	April 8
Karen Shaffer	April 14
Lynda York	April 14
Linda Wojciechowski	April 27

### Membership

Pat Piasecki & Quinn Pagano

At the January meeting we had 65 attendees:

Members Present in person: 48

Members on Zoom: 9

New members: 4

Visitors: 1

We have three new members and one returning member:

Lori Maurer is a recent retiree from Air Products. She is married to her quilt sounding board, Michael, has two children and enjoys doing all things crafts.

Doreen Gramling joins us from Phillipsburg, NJ. Doreen teaches production sewing at a maximum security women's prison. She is a self-taught designer, seamstress and flat pattern maker and a member of the Delaware Lehigh Amateur Radio Club & Phillipsburg Alliance Church. She likes to hike, hand embroidery, knit, crochet, go on bus and road trips.

Ann Shankar has been a nurse for 50 years, she enjoys embroidery, stitchery, making baby quilts and using fabric from old clothes. She would like to learn Landscape quilting.

Helen Hanton is a returning member. Welcome back Helen!

### Committees

**Challenge:** Cathleen Kilpatrick & Quinn Pagano

**Community Service:** Janet Yandrisevits and Mercedes Gurniak

**Fundraising & Ways & Means:** Donna Gasser, Julie McDonnell, Pat Piasecki, Jane Merkel, Cathleen Kilpatrick, Gail Shearer, Sue Marin

**Guild Quilt Construction:** Jessica Dayon

**Historical:** Kathy Moore

**Hospitality:** Diana DeFanti & Sandy O'Connor

**Library:** Michele McLaughlin

**Newsletter:** Karen Rush

**Publicity:** Linda Wojciechowski

**Quilters Studio:** Julie Borden & Jessica Dayon

**Retreat:** Sandy O'Conner

**Show and Tell:** Suzanne Nelson & Judy Walker

**Sit & Sew:** Linda Wojciechowski

**Sunshine and Shadows:** Linda Anderson


**Technology:** Kim Bringhurst, Katrina Idelman, Cathleen Kilpatrick, Jane Merkel, Gail Shearer

**Website:** Nancy Scholz





## Upcoming Events



### 2025

**April 4 & 5** – [Homemakers Country Quilters](#) – History Revisited Quilt Show & Sale, 4H Center, 1015 Bridge Rd., Collegeville PA

**April 26** – Community Service Sewical (refer to article in this newsletter)

**April 26 & 27** – [Baltimore Heritage Quilt Guild, Quilt Expo 2025](#), Maryland State Fairgrounds, Timonium, MD

**May 3 & 4** – Global Quilt Connection Sampler Platter, 3 – 6 p.m.

**May 3** – [Airing of the Quilts](#), Palmerton, PA

**May 4** – [Colonial Quilters](#) BINGO, American Legion, 2260 Corriere Road, Easton. Tickets are limited -- \$25 Advance, \$30 at the Door. For tickets call Michele at 484-894-7128 or Vicki at 908-310-3526.

**May 31<sup>st</sup>** – All day workshop (9 a.m. – 4 p.m.) ScrapStastic Quilts, Organizing Your Scrap Fabric Stash and Actually Using it with Janella Macbeth at Calvary Baptist Church.

**June 5-8** – [Mid-Appalachian Quilters Annual Education Seminars](#), Gettysburg College

**June 26-28** – [Road to Virginia](#), Greater Richmond Convention Center, Richmond, VA

**July 17-19** – [The North East Ohio Quilt Show](#), Wayne County Fair Event Center, 199 Vanover St, Wooster, OH

**September 6 & 7** – Schuylkill County Quilters Guild, Quilt Spectacular 2025 – Winter Whimsy, Walk In Art Center, 220 Parkway, Schuylkill Haven, PA.

**October 4** – Crazy About Quilting Show, Calvary Baptist Church, 4601 Tilghman Street, Allentown, PA

Third Saturday of the Month, Fiber Art Sit & Sew, Parkland Community Library, 9 a.m. – 12:30 pm. RSVP to the Library.

**Workshops highlighted in red are Crazy Quilter Guild events.**

If you discover any events to be added, please send to [krush6123@hotmail.com](mailto:krush6123@hotmail.com)

