



Cathleen Kilpatrick

Crazy Quilters Quilt Guild

We Are Crazy About Quilting

No. 397

www.crazyquilters.org

February 2025

PRESIDENT'S MESSAGE

Jessica Dayon

Thank you to everyone who entered a quilt in the 2024 Challenge! The quilts were magnificent, and it was such a joy to see them all. I'd like to encourage everyone to start thinking of a 2025 Challenge topic and be ready to discuss it at the February meeting. We also need a chair or a group working together to chair the 2025 Challenge. Please consider volunteering your time for this event.

I hope that everyone is staying healthy, warm, and getting time at their machines to sew. I have been working on Valentine's Day placemats and have really been enjoying making them. Please continue thinking about what you can contribute to the guild fundraiser also. If you have any questions, just reach out.

I'm looking forward to seeing you at our February meeting!

MONTHLY CHALLENGE

The January challenge was to make a bag/pouch/or anything with a zipper. If you participated in this challenge, bring it to the February meeting. We will show them after Show & Tell & Better Done than Perfect.

The February Challenge is to make anything with improv.

The Crazy Quilters Quilt Guild
meets the first Tuesday of the month, 7 p.m.
at Calvary Baptist Church-Allentown

info@crazyquilters.org

www.facebook.com/crazyquiltersquiltguildemmauspa

Guild Officers

President: Jessica Dayon

Vice-President: Donna Gasser

Secretary: Nancy Skok

Treasurer: Linda Johnston


Programming Officer: Sue Marin & Katrina Idleman

Membership Officers: Pat Piasecki & Quinn Pagano

Guild Calendar

Monthly Guild Meeting: Tuesday, Feb 4th, 5 p.m.-
Quilters Studio, 7 p.m. – Meeting begins

Sit 'n Sew: Saturday Feb 1st & 15th at 10:15. Faith
Presbyterian Church.



GUILD QUILT

The guild quilt top is assembled. Thank you to Donna Gasser and Judy Walker for helping finish the remaining blocks at the Sit & Sew on 4th. I was able to completely assemble the quilt top that same day at the Sit & Sew. I shared the top at the January meeting and I hope that all who saw it, loved it. Ruth Smith has volunteered to quilt the quilt, and she now has the top. Kathie Laposata has volunteered to bind the quilt when the quilting is finished.

QUILTERS' STUDIO

The February Quilters' Studio topic will be 'Pool Noodle Basting' taught by Suzanne Nelson. The start time will be 5pm. If you plan to attend, please RSVP to Jessica Dayon

Programs

Sue Marin and Katrina Idleman

February 4, 2025 – **Cindy Grisdella** shares "The Anatomy of An Improv Quilt."

Cindy Grisdella is an artist, teacher, and author of two books on improv quilting – Artful Improv and Adventures in Improv Quilts. She will be sharing her love of color, line, and shape on February 4, 2025, via Zoom as she presents "Anatomy of an Improv Quilt " to the guild by Zoom. Cindy's first quilts were traditional quilts with a safe approach to color...especially the color blue! She challenged herself to expand her pallet, experimenting with color combinations that pleased her and challenging herself to use previously neglected hues. She is now known for her fearless approach to color. Her presentation will definitely brighten up a dreary February evening!



The February meeting format is hybrid. Guild members can attend in person or by Zoom. Cindy's presentation will be by Zoom.



Cindy's presentation to the guild will be followed by a half-day Zoom workshop, "Curves and Stripes". Learn to create Improv Curves and Angled Stripes to make this cheerful wall hanging. Even if you've never sewed curves before, you'll be confident in no time, because there are no pins, no templates, and no seams to match. Use your favorite colors and fabrics in solids, prints, or a combination.

Basic sewing skills and a sewing machine in good working order necessary. All levels.

Join your fellow Crazy Quilters for this half day ZOOM workshop scheduled for **Saturday, February 8, 2025**. Class will begin at 9:00 AM and end at 1:00 PM, quilters will join from home. Registration fee is \$35. Please contact Sue Marin to register and send your check made payable to Crazy Quilters' Quilt Guild to Sue at 26 Laura Drive, Barto, PA 19504. Registration will remain open until Friday, January 24, 2025. Class size is limited to 24 students. The materials and supply list will be sent to you once your payment is received.

If you haven't taken a ZOOM class or unsure of the benefits, be sure and read Suzanne Nelson's article on "10 Reasons to Give a Zoom Workshop a Try" which was emailed to everyone on Tuesday, Jan 21st (also, in newsletter on web).

March 4, 2025 – **Nancy Weston**, local resident and member of the Colonial Quilters, will present "HERStory Through Quilting: African American Quilting. Nancy believes the women quilters are HERstorians. Spanning Black History Month (February) and Women's History month (March), this presentation introduces us to exhibits from the National Quilt Museum in Paducah, KY, as well as Gee's Bend Quilting Collective in Alabama, John Lewis quilts, Bisa Butler and other modern Black quilters, and The Social Justice Sewing Academy.

March 15, 2025 -- National Quilting Day Workshop Added

Join your fellow Crazy Quilters at Calvary Baptist Church on Saturday, March 15 as we celebrate National Quilting Day! Guild President, Jessica Dayon, will teach the pineapple block. You will have several options to choose from. You can create a throw, baby quilt, mini quilt or a table runner. Class begins at 9:00 AM and ends at 4:00 PM. There is a \$15 fee to cover the pattern and help defray the cost of the room rental. Registration is now open. To register, contact Sue Marin . Checks should be made payable to Crazy Quilters' Quilt Guild. Can't attend the February or March meeting? Forward your check to me.



April 1, 2025 – Janellea Macbeth presents “ScrapStashtic Quilts: Organizing Your Scrap Fabric Stash and ACTUALLY USING IT.”

Check the [website](#) for additional programming.

Better Done Than Perfect

Lorraine Bujnowski

This is your last chance to show off a UFO, now finished, from your list! The drawing will be held this month!

Sit ‘n Sew

Linda Wojciechowski



Mark your calendar for **Saturday February 1st & 15th, 10:15 a.m. to 4 p.m.**, at Faith Presbyterian Church, Emmaus. The Sit ‘n Sews will be on the 1st & 3rd Saturdays of each month unless notified otherwise.

In addition to the open sew on February 1st, our President, Jessica Dayon, will do a class on creating a robe bowl. If you are interested in the robe bowl class, contact Jessica as soon as possible to get the supply list. If you do not wish to participate in the bowl class, you can still come and join the open sew. February 15th will be an open sew.

If you have not joined us at a Sit & Sew, I encourage you to give it a try. In addition to working on your projects, you will get to know other guild members and tap into their knowledge on various techniques.

Bring your quilt project, sewing machine and quilting supplies and your lunch. And don't forget an extension cord and light. An iron and ironing board are provided, but you may also bring a small iron for use at your station. If you don't want to pack up all your supplies, bring a hand project instead or just come by to chat.

Text or call me by noon the day before to reserve your spot, and please be prepared to help set up and store tables. I look forward to seeing you there!

What an amazing time to be a quilter! Thanks to technology, the world of quilting can arrive at your front door and walk right in. As our guild offers virtual workshops via Zoom, think about taking the plunge into this exciting world of on-line classes. In case you need a little nudge, here are some things to consider.

1. **The teacher comes to you.** No more packing up the sewing machine, cords, iron, cutting mat, 1,001 tools and notions, plus bin of fabric...then loading and unloading the car. Oh wait, then you have to load it up at the end of class and unload when you get home. (It is exhausting just typing this.) Also, weather becomes a non-issue when you don't have to drive to the class. Let it snow! Bring on the plague of locusts! It won't matter because you are snug as a bug in your own home.
2. **Opens up a whole array of classes that you otherwise couldn't attend.** Even seen an instructor or class listing for a quilt seminar that made you swoon...until you realized the seminar is 6,000 miles away? Zoom workshops don't require airfare or roadtrips or working out logistics.
3. **Learn in the comfort of your own sewing space.** We all learn better when we are in a familiar environment. Enjoy your comfy chair, favorite light, and sewing table at just the right height, with everything exactly the way you like it.
4. **All your tools, fabric, and supplies are within arm's reach.** I'm sure we've all had the jolt of arriving at a class only to discover we left behind some essential supply. It can be hard to recover from that. With a Zoom class, no worries. You have everything you need right there.
5. **Relaxed dress code:** Wear whatever you want! SpongeBob jammies. Bunny slippers. No judgement.
6. **You already know where the bathroom is**
7. **Camaraderie** One of the main reservations about Zoom classes is that you won't be able to chat with fellow quilters and enjoy the easy give-and-take as you work on your projects. That is not the case. I've taken many Zoom classes and in every one there was casual conversation as we all worked. Maybe you can't always see the face of the person talking, but if they have salad stuck in their teeth, that can be a good thing.
8. **Still get individual attention from the teacher** Instructors always encourage questions and you can hold your work up to the camera for the teacher to see what's going on. I've been in several classes where the instructor set up a break out room for students who wanted some extra help with a particular technique. Quilt teachers have become experts at how to make the virtual platform function well.
9. **You control the environment: lighting and temperature** One of my pet peeves with taking an in-person class is being in a big room with subpar lighting. And then it's either too hot or too cold. And maybe the ventilation system adds a whoosh that drowns out the teacher's voice. With a Zoom class in your own space, this all goes away.
10. **You can see and hear better.** Teachers use up-close cameras so you get the perfect view of the technique being demonstrated. No more crowding around the instructor, peering around classmates' heads to see what's going on. Honestly, I am able to follow the instruction so much better in a virtual class than in an in-person class.

Ideally, a laptop that you can take into your sewing space works the best. But if you have a desktop computer not located in your sewing room, there are still ways to enjoy a Zoom class. Use an iPad. People have even attended virtual classes with cell phones. When you see a class you want to take and it's on Zoom, don't instantly discount it. If you've never Zoomed a quilt class before, make 2025 the year you give it a try!

Community Service

Janet Yandrisevits & Mercedes Gurniak

We have decided to step away from leading the Community Service efforts after five years of experiencing first hand the superb creativity and generosity of our Guild members in many projects. It is truly wonderful to be able to present your projects to the chosen organizations and be in the frontline of receiving their praise and thanks for everything you do. As Kathy Laposata told us as we took over for her in 2020, this has really been a very special experience, and we are glad we did it. Mercedes and I will continue to lead the group through August, and then will turn over the responsibility to another lucky Guild member(s) as we begin the 2025-2026 Guild year. We will be happy to share our information and suggestions with you as you might consider taking over for us. Having more than one person could be helpful for storage of items, and also as a contact/drop off point for Guild members in different neighborhoods.



If anyone would like supplies, please contact us and we will help you.

Quilt Challenge 2024

Irene Oehmke & Cathleen Kilpatrick

The climax of the 2024 Quilt Challenge was held at our January meeting. Thanks to all who participated. The winners are:

Large Quilt – 1st Place and Best of Show – Cathleen Kilpatrick
“Rocky Road”



Original Quilt – 1st Place
Linda Wojciechowski
“Out of Africa”



Small Quilt – 1st Place
Sue Marin “The Kings Highway”



Other – 1st Place
Kathie Laposata
The Kings Crown



As Jessica mentioned in her President’s Message, we need a volunteer or two to lead the 2025 Challenge. This is a wonderful opportunity to support guild activities and probably one of the easiest committees. Prior Challenge leads are here to help with lessons learned and set up for the January 2026 meeting. If you are interested, please let Jessica know.

Responsibilities are:

- Pick a theme and guidelines for the Challenge.
- Promote the theme throughout the year with articles and inspiration pictures in the newsletter and at the reminders at the monthly meetings.
- Plan for and head-up the conclusion of the Challenge at the January 2026 meeting.

Hospitality

Sandy O'Connor

Thank you to the members who provided the refreshments for the January meeting. They were Quinn Pagano, Nancy Skok, Kim Carlo, Jessica Dayon, Samantha Cetrulo and Katrina Idleman.

Members who have signed up to bring refreshments for the February meeting are: Linda Anderson, Kathie Laposata, Nancy Skok, Julie McDonnell and Sue Marin. Thank you all for helping.

Questions or concerns please text. Sandy O'Connor.

Library Trolley

Michele McLaughlin

Anyone with a library suitcase, please bring to the February meeting. February will be the last month to purchase books. Any remaining books will be saved for our quilt show in October.

Crazy About Quilts Quilt Show

Donna Gasser

There will be an opportunity to sign up for a committee at our February Guild meeting. The committees are outlined below.

Admissions: Acquire stamps & ink pads; greet patrons & answer questions; staff admit table(s) at entrance(s); collect \$10 entry fee; stamp hands for re-entry.

Marketing: Create event flyer; distribute info to members, the press, other guilds, etc.; design & create signs; determine sites for event advertising; remove signage after event.

Quilters' Closet: Identify members' gently used items for sale; acquire needed supplies (e.g. price stickers); setup display & price items; conduct sale transactions; determine unpurchased items removal.

Boutique: Identify new (& like-new) donations (quilted items & otherwise); gather needed supplies (e.g. price tags); assign prices; set up attractive display; record sales; plan for unpurchased items removal.

Quilt Show Display: Identify quilt "lenders" (CQ members); Collect & organize quilts; determine display supplies (e.g. quilt racks, clips); gather and schedule white glove volunteers (four at all times; set up display in sanctuary (over pews) & around building; monitor ban of food & drink in sanctuary.

Demos: (Held in separate meeting room) Sign-up & schedule members for demos (e.g. EPP, yoyos, hand quilting, binding, piping, beading, etc.); determine room setup; assist with demonstrator's acquisition of necessities.

Please start making items for our boutique table and go through your quilting room for items to donate to the Quilters Closet table. We need everyone to help with this event to make it a success. Please don't hesitate to contact me if you have suggestions or questions.



Membership

Pat Piasecki & Quinn Pagano

At the January meeting we had 45 members and one visitor.

Birthday wishes for February to members:



WONG	RAE	4-Feb
WALDEN	PHILLIS	7-Feb
JOHNSON	VALERIE	14-Feb
ORNDORF	KIMBERLY	18-Feb
SKINNER	RUTH	18-Feb
YANDRISEVITS	JANET	20-Feb
MICHAELIS	KIRSTY	27-Feb
WONG	RAE	4-Feb

A Thank You to Crazy Quilters

Thanking Crazy Quilters Quilt Guild for sharing the news about Boots Horwath's Quilter's Giveaway on January 4th with its members.


The Quilter's Giveaway was a great success. Many stories and memories were shared by those who attended. Every item found its way into a new home. A generous one-time gift to Jude's Children's Research Hospital, celebrating Boots', was submitted on January 18 in the amount of \$2,902.00 from donations received.

Thanking you on behalf of Boots' family and The Material Girls who, with your support, made this event a success.

Sincerely,

Beth Swain and The Material Girls;

Jami Cooper, Jean Finn, Betsy Golden, Wendy Harwick, Margaret Kancianic, Laraine Kresge, Dawn Martrich, Denise Pelke, Nancy Snow, Mary Lou Straka, Carolyn Treusch, and Susan Truby



Committees



Challenge: TBD

Community Service: Janet Yandrisevits and Mercedes Gurniak

Fundraising & Ways & Means: Donna Gasser, Julie McDonnell, Pat Piasecki, Jane Merkel, Cathleen Kilpatrick, Gail Shearer, Sue Marin

Guild Quilt Construction: Jessica Dayon

Historical: Kathy Moore

Hospitality: Diana DeFanti & Sandy O'Connor

Library: Michele McLaughlin

Newsletter: Karen Rush

Publicity: Linda Wojciechowski

Quilters Studio: Julie Borden & Jessica Dayon

Retreat: Sandy O'Conner

Show and Tell: Suzanne Nelson & Judy Walker

Sit & Sew: Linda Wojciechowski

Sunshine and Shadows: Linda Anderson

Technology: Kim Bringhurst, Katrina Idelman, Cathleen Kilpatrick, Jane Merkel, Gail Shearer

Website: Nancy Scholz

Quilt Presented by The Colonial Quilters Guild

BINGO



Sunday May 4, 2025

Doors open at Noon

Games Start at 1:00

TICKETS ARE LIMITED!

\$25 in Advance \$30 at the Door

FOR TICKETS CALL

Michele 484-894-7128 or Vicki 908-310-3526

Lunch/Refreshments Available

American Legion

2260 Corriere Rd. Easton, PA


Tricky Tray, too!

20 GAMES!

5 SPECIALS!



Upcoming Events



2025

Now through March 2nd, 2025 – [Chester County History Center](#), “Signature Quilts”.

February 1st – Sit & Sew Session on Making a Robe Bowl, Jessica Dayon

February 8th – **ZOOM** workshop with Cindy Grisdella, “Curves and Stripes”, 9 a.m. – 1 p.m.

February 27 – March 2 – [Mid-Atlantic Quilt Festival](#), Hampton Roads Convention Center, 1610 Coliseum Dr, Hampton, VA

March 7 & 8 – [Susquehanna Valley Quilt Guild](#) “Valley in Bloom”. Warrior Run Area Fire Dept, 1st Street, Allenwood, PA.

March 15th – National Quilting Day! Jessica Dayon – The Pineapple Block, Calvary Baptist Church, 9 a.m. to 4 p.m.

March 26-29 – [The Lancaster Quilt Show at Lebanon Valley](#), Lebanon Valley Expo Center.

May 3 – [Airing of the Quilts](#), Palmerton, PA

May 4 – [Colonial Quilters](#) BINGO, American Legion, 2260 Corriere Road, Easton. Tickets are limited -- \$25 Advance, \$30 at the Door. For tickets call Michele at 484-894-7128 or Vicki at 908-310-3526.

May 3 & 4 – Global Quilt Connection Sample Platter

June 5-8 – [Mid-Appalachian Quilters Annual Education Seminars](#), Gettysburg College

June 26-28 – [Road to Virginia](#), Greater Richmond Convention Center, Richmond, VA

July 17-19 – [The North East Ohio Quilt Show](#), Wayne County Fair Event Center, 199 Vanover St, Wooster, OH

September 6 & 7 – Schuylkill County Quilters Guild, Quilt Spectacular 2025 – Winter Whimsy, Walk In Art Center, 220 Parkway, Schuylkill Haven, PA.

Third Saturday of the Month, Fiber Art Sit & Sew, Parkland Community Library, 9 a.m. – 12:30 pm. RSVP to the Library.

Workshops highlighted in red are Crazy Quilter Guild events.

If you discover any events to be added, please send Karen Rush.