



Cathy Schadler

Crazy Quilters Quilt Guild

We Are Crazy About Quilting

No. 398

www.crazyquilters.org

March 2025

PRESIDENT'S MESSAGE

Jessica Dayon

Happy March! This winter has been so cold recently that I'm really looking forward to spring! Gardening is one of my other loves and I'm excited for the 2025 gardening season. I have a tricky time balancing quilting and gardening in the spring & summer but I know I'll get the hang of it over time and with practice.

On Saturday, February 15th, our in-person Sit & Sew was cancelled due to inclement weather. In its place, Cathleen Kilpatrick held our Guild's First Zoom Sit & Sew. It was a fantastic success! I couldn't join for very long, but I had such a nice time seeing each other, in our own sewing spaces, chatting and sharing about our projects. I hope everyone who attended enjoyed it. Our next Zoom Sit & Sew is scheduled for March 19th from 6:30 to 8:30. I hope you can attend if you are available so that you can see what great fun it is!

I have been hearing wonderful things about what members are making for our 'Crazy About Quilting' celebration. I am very excited for this event! I am working on compiling a list of ideas of different items that can be made for the show to give you some ideas, in case you need them. If you would like to share any ideas with me, please just send me an email. Then, I will send out an email in the coming weeks with the compiled ideas. We are also in the process of planning an in-person sewing day so that we can work on items for the celebration together and share our ideas with each other as well.

As I mentioned at the February meeting, we will be needing new Programming and Community Service

The Crazy Quilters Quilt Guild
meets the first Tuesday of the month, 7 p.m.
at Calvary Baptist Church-Allentown

info@crazyquilters.org

www.facebook.com/crazyquiltersquiltguildemmauspa

Guild Officers

President: Jessica Dayon

Vice-President: Donna Gasser

Secretary: Nancy Skok

Treasurer: Linda Johnston

Programming Officer: Sue Marin & Katrina Idleman

Membership Officers: Pat Piasecki & Quinn Pagano

Guild Calendar

Monthly Guild Meeting: Tuesday, Mar 4th

--Quilters Studio at 5 p.m. --Meeting at 7 p.m.

Sit 'n Sew: Saturday Mar 1st & 15th at 10:15. Faith Presbyterian Church.

National Quilting Day Workshop: Mar 15th, 9 a.m. – 4 p.m. Calvary Baptist Church



President's Message – Continued

chairs/co-chairs starting in September of this year. Please consider volunteering your time for these very important roles. If you are interested, please just let me know. In addition, I am looking for anyone interested in teaching a topic for Quilters' Studio. Please contact me if you are willing to volunteer and teach a topic.

I'm looking forward to seeing you at our March meeting!

Monthly Challenge

The January challenge was to make anything with improv.

The February Challenge is called a crayon color challenge. I will have a bag of crayons at the March meeting. Anyone who might be interested in trying this challenge will pull 3 crayons from the bag (without looking). The 3 colors that you pull out will be the colors that you need to make something with. The item can be anything from very small to very big. It is totally up to you! The idea of this challenge is to get you creating with colors that you might not normally put together, depending on what colors that you pull out!

Quilters Studio

The March Quilters' Studio topic will be 'Web Piecing taught by Jessica Dayon. The start time will be 5pm. If you plan to attend, please RSVP to Jessica Dayon.

Programs

Sue Marin and Katrina Idleman

Seventeen people took Cindy Grisdela's Improv Curves and Angled Strip workshop via Zoom on Saturday, February 8. From the various communications I received, it appears that everyone enjoyed the class. Many commented that Cindy's teaching method was accessible, fun, and skillful. Participants were asked to share their colorful interpretations at our March meeting. For those who are traveling or otherwise not yet ready to share, show your finished projects when they are available.

March 4, 2025 – **Nancy Weston**, local resident and member of the Colonial Quilters, will present "HERStory Through Quilting: African American Quilting. Nancy believes the women quilters are HERstorians. Spanning Black History Month (February) and Women's History month (March), this presentation introduces us to exhibits from the National Quilt Museum in Paducah, KY, as well as Gee's Bend Quilting Collective in Alabama, John Lewis quilts, Bisa Butler and other modern Black quilters, and The Social Justice Sewing Academy.

March 15, 2025 -- National Quilting Day Workshop Added




Join your fellow Crazy Quilters at Calvary Baptist Church on Saturday, March 15 as we celebrate National Quilting Day! Guild President, Jessica Dayon, will teach the pineapple block. You will have several options to choose from. You can create a throw, baby quilt, mini quilt or a table runner. The block can be scrappy or, for those who want to get a jump on their Challenge quilt, monochromatic. Class begins at 9:00 AM and ends at 4:00 PM. There is a \$15 fee to cover the pattern and help defray the cost of the room rental. Registration is now open. To register, contact Sue Marin. Checks should be made payable to Crazy Quilters' Quilt Guild. Can't attend the February or March meeting? Forward your check to Sue Marin.

April 1, 2025 – Janellea Macbeth presents “ScrapStashtic Quilts: Organizing Your Scrap Fabric Stash and ACTUALLY USING IT.”

Announcing the theme for our August Social on August 5, 2025!

This year we will celebrate “The County Fair”. Join in the fun as we share the best of events seen at a County Fair. We will have popcorn, ice cream, lemonade and other beverages. Expect a cook-off and a bake-off; games; and a display of quilts. Since we won’t be able to judge canned goods, Katrina and I have decided that quilt entries should be fruits and vegetables. Quilts should measure 20” x 20”.

Check the [website](#) for additional programming.



Sit ‘n Sew

Linda Wojciechowski



Mark your calendar for **Saturday March 1st & 15th, 10:15 a.m. to 4 p.m.**, at Faith Presbyterian Church, Emmaus. The Sit ‘n Sews will be on the 1st & 3rd Saturdays of each month unless notified otherwise.

Bring your quilt project, sewing machine and quilting supplies and your lunch. And don’t forget an extension cord and light. An iron and ironing board are provided, but you may also bring a small iron for use at your station. If you don’t want to pack up all your supplies, bring a hand project instead or just come by to chat.

Text or call me by noon the day before to reserve your spot, and please be prepared to help set up and store tables. I look forward to seeing you there!

Due to the inclement weather on Feb 15th, the Sit ‘n Sew was held virtually. I think all who joined enjoyed the session. As discussed at the February meeting, we will be having virtual Sit ‘n Sews in addition to the in person days. The next virtual Sit ‘n Sew will be March 19th, 6:30 p.m. – 8:30 p.m.

If you have not joined us at a Sit & Sew, I encourage you to give it a try. In addition to working on your projects, you will get to know other guild members and tap into their knowledge on various techniques.

Hospitality

Sandy O’Connor

Thank you to the members who provided the refreshments for the February meeting. They were Linda Anderson, Kathie Laposata, Nancy Skok, Julie McDonell, Sue Marin.

Members who have signed up to bring refreshments for the March meeting are, Cathy Schadler, Diane Pesola, Lynda York, Pat Vaccaro and Karen Rush. I will send a reminder soon. Thank you all for helping.

Questions or concerns please text. Sandy O’Connor.

Thank you to everyone who brought in beautifully made items that both showcase your talents and benefit people and organizations in our community. At the last meeting, you brought in 6 breast comfort pillows, 7 quilts, 46 pillowcases, 15 placemats, 4 preemie quilts, 1 teddy bear and 8 kennel pads!! I delivered the quilts to Family Promise of the LV, the kennel pads to Peaceable Kingdom, and the pillowcases for Ryan's Cases for Smiles, and received many compliments and thanks.



This is the happiest part of this job!! Please keep that idea in mind as you consider YOUR turn to step into our shoes for the future. As you drop off items, don't forget to enter your name on some tickets to join the drawing for a lucky person to win your membership fee for the upcoming Guild year.

Remember the date: Saturday, April 26 from 9:00 am - 3:00 pm at Calvary Baptist Church. This will be our time to work together on projects for Community Service. Many hands will make the work light! We hope to see many of you there -- come for the full day or any part of the day you are available. We will need people to sew, people to iron, people to sort fabrics and people to cut fabric to prepare for kits. Please join us; you will go home with a smile on your face and in your heart.

Quilt Challenge 2025

Cathleen Kilpatrick & Quinn Pagano

The challenge this year will be to make a "Monochromatic" quilted piece. The definition of Monochromatic is having or consisting of one color or hue. You can use a variety of shades of a single color or hue. OR, you can use black, white and grey. To make it more interesting you may optionally add one additional color. The added color may only be used in less than 10% of the piece. The fabrics used may be solid, blenders or patterns, but the overwhelming color in each fabric should be the selected monochromatic or added color.

For example, if you choose

- black, white, and gray, you could optionally add lime green in less than 10% of the piece
- teal, you could optionally add black in less than 10% of the piece
- red, you could optionally add white in less than 10% of the piece
- blue, you could optionally add orange in less than 10% of the piece

Note: to get more information on monochromatic color schemes, google the color you want to use, for example 'monochromatic red color schemes'

All entries will have a quilter's statement about the piece and must be completed between February 4 and December 27, 2025.

There will be four categories

- Large Quilt (40" X 40" or larger)
- Small Quilt (less than 40" X 40")
- Other (placemats, totes, garments. Wearable art, etc.)
- Original (any product, quilt or otherwise, that was not a purchased pattern created by someone else. This must come out of your own imagination. If your product was inspired by another creator, please give them credit).

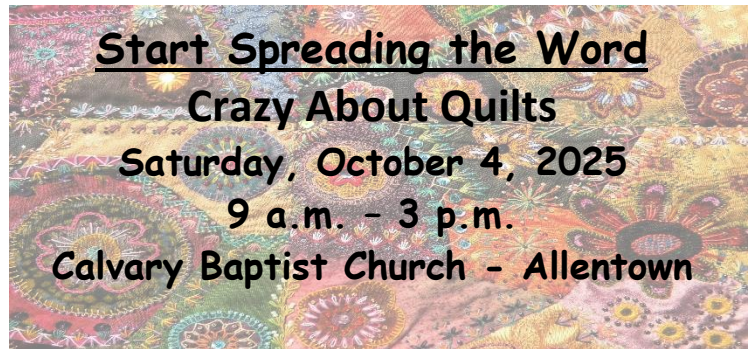


Please contact Cathleen or Quinn if you have any questions.

At our last Crazy About Quilting meeting, I asked each committee to talk to all sign-ups, determine needed items for presentation and sales, and get back to me. I will be calling committee members to get their results. Members will soon be asked to give our Boutique and Quilters' Closet people an idea as to what you are bringing. Nothing needs to be finished yet, but Sharon Yurkanin and Val Johnson want to know what to expect in to determine Silent Auction items, table space needed, presentation items needed, and price tags needed. Library books not sold will be going to our Quilters' Closet area. Please go through your quilting supplies and see if you can donate anything—fat quarters, patterns, books, ribbon, Buttons, rulers—whatever.

As well, you will be asked shortly to indicate if you are willing to have a quilt or two displayed for our show. We will display as many as possible in the Sanctuary and then Jane Merkel and Pat Piasecki will be working with their committee to hang others in and around the building.

If you can demo a technique, yo-yos, EPP, etc. please let us know. We are looking for about 20 minute sessions on the hour the day of the event.



And lastly, we will need your help in marketing this event and creating signage for the day of the event and working at the Admissions table. Call outs for help in those departments will be coming shortly.

Quilt Show Boutique

Sharon Yurkanin

Crazy Quilters,

Help us make our quilt show a success! We need saleable handmade items for our boutique. Just a little from each of us will get us to our goal.

If there's an ornament that you specialize in making, we want a dozen of them. Also, small giftable items or sewing related items that would appeal to stitchers would sell. Think: bookmarks, gift card holders, pin cushions, microwave bowls, mug rugs, etc. A few baby quilts or throws from your orphan blocks would be good. Pillows, teddy bears, etc. We would like to have roughly a dozen each of thirty items to sell. If those items sell for \$10 each – that would be fantastic and would achieve our goal. Doable! Right?



Photos show some items in production.

So, get your sweat shop motor running! At the March meeting I'll be asking members to let me know what they might be able to make and donate. Not a firm commitment just letting us know what to expect in case we need special display materials. Thanks so much! More to come.



To those of you who signed up for this committee, let's get together at 5:30 on March 4 before the guild meeting begins to talk about logistics.

Membership

Pat Piasecki & Quinn Pagano

At the January meeting we had 65 attendees:

Members Present in person: 50

Members on Zoom: 12

New members: 1

Visitors: 2

Anna Brown is our newest member. She is married with 3 young boys. Anna loves fabric and hand quilting. She runs an on-line shop called North Star Quilting which sells fabric, thread and notions.



March Birthdays

PAGANO	QUINN	1-Mar
O'CONNOR	SANDY	2-Mar
MOORE	RHONDA	5-Mar
KARO	PATRICIA	9-Mar
VACCARO	PATRICIA	10-Mar
MADALENA	IRENE	12-Mar
DEFANTI	DIANA	15-Mar
KEIFFER	MARGARET	18-Mar
KRILEY	CASSANDRA	18-Mar
RICCABONI	LIZZIE	20-Mar
STANLEY	FRAN	20-Mar
SHANNON	NANCY	23-Mar
FENINEZ	PATTY	31-Mar

Committees

Challenge: Cathleen Kilpatrick & Quinn Pagano

Community Service: Janet Yandrisevits and Mercedes Gurniak

Fundraising & Ways & Means: Donna Gasser, Julie McDonnell, Pat Piasecki, Jane Merkel, Cathleen Kilpatrick, Gail Shearer, Sue Marin

Guild Quilt Construction: Jessica Dayon

Historical: Kathy Moore

Hospitality: Diana DeFanti & Sandy O'Connor

Library: Michele McLaughlin

Newsletter: Karen Rush

Publicity: Linda Wojciechowski

Quilters Studio: Julie Borden & Jessica Dayon

Retreat: Sandy O'Conner

Show and Tell: Suzanne Nelson & Judy Walker

Sit & Sew: Linda Wojciechowski

Sunshine and Shadows: Linda Anderson

Technology: Kim Bringhurst, Katrina Idelman, Cathleen Kilpatrick, Jane Merkel, Gail Shearer

Website: Nancy Scholz



The First Rotary Cutter: OLFA® Makes Quilting History

Source: The Quilting Daily

[The First Rotary Cutter: OLFA® Makes Quilting History](#)

By Abby Coté

Every quilter knows what a rotary cutter is — and thank goodness for that! This handy little invention has made cutting a breeze for makers across the globe since 1979. But do you know anything about how the first rotary cutter came

to be? Well, it's a pretty interesting story.

Where It All Began


So the story of the rotary cutter actually begins in 1956 when Yoshio Okada invented the world's first Snap-Off Blade Cutter. These days, they're more commonly referred to as an **OLFA® Utility Knife**, and they continue to be widely used across the globe. Want to know a fun fact about the OLFA® Utility Knife? The idea was inspired by a chocolate bar! So, the same way you can snap off a segment of the tasty treat, you can snap off an old blade to reveal a new, sharp one that's ready to go. It's no surprise that Okada received numerous awards for inventing this ingenious device!



The world's first Snap-Off Blade Cutter. Photo courtesy of OLFA®.

The World's First Rotary Cutter

After the success of the Snap-Off Blade Cutter, Yoshio Okada invented another incredible tool that nearly every quilter owns today: **the rotary cutter**. While it was originally intended for garment making when it was first introduced in 1979, quilters found a way to make it their own in no time at all. And who can blame them? This device makes precision simple when cutting both straight lines and curves in fabric!



The world's first rotary cutter. Photo courtesy of OLFA®.

The Importance of Shape & Color

OLFA® tools are perhaps most recognizable by their bright, yellow color which was chosen by Yoshio Okada in 1967. Okada believed yellow represented safety and familiarity — which makes sense as OLFA® rotary cutters are **one of the safest and most popular quilting tools** out there! If you want another interesting fact about OLFA®, just take a look at the unique shape of their logo. According to the company's website, "the OLFA® parallelogram logo is taken from the shape of a snap-off blade."




The official OLFA® logo.

OLFA® Today

It's impressive to see how far cutting technology has come since the days of the first rotary cutter. Take for example the **OLFA® Chenille/Textile cutter**! These days, OLFA® products are used for a wide range of purposes ranging from quilting to construction and everything in between! Do you use any OLFA® tools in your quilting or in other areas of life? We want to hear from you! Share your thoughts and experiences with us on [Instagram](#), [Facebook](#), or in the comments section below.

Upcoming Events



2025

Now through March 2nd, 2025 – [Chester County History Center](#), “Signature Quilts”.

February 27 – March 2 – [Mid-Atlantic Quilt Festival](#), Hampton Roads Convention Center, 1610 Coliseum Dr, Hampton, VA

March 7 & 8 – [Susquehanna Valley Quilt Guild](#) “Valley in Bloom”. Warrior Run Area Fire Dept, 1st Street, Allenwood, PA.

March 15th – National Quilting Day! Jessica Dayon – The Pineapple Block, Calvary Baptist Church, 9 a.m. to 4 p.m.

March 26-29 – [The Lancaster Quilt Show at Lebanon Valley](#), Lebanon

Valley Expo Center.

April 4 & 5 – [Homemakers Country Quilters](#) – History Revisited Quilt Show & Sale, 4H Center, 1015 Bridge Rd., Collegeville PA

May 3 – [Airing of the Quilts](#), Palmerton, PA

May 4 – [Colonial Quilters](#) BINGO, American Legion, 2260 Corriere Road, Easton. Tickets are limited -- \$25 Advance, \$30 at the Door. For tickets call Michele at 484-894-7128 or Vicki at 908-310-3526.

May 3 & 4 – Global Quilt Connection Sample Platter

June 5-8 – [Mid-Appalachian Quilters Annual Education Seminars](#), Gettysburg College

June 26-28 – [Road to Virginia](#), Greater Richmond Convention Center, Richmond, VA

July 17-19 – [The North East Ohio Quilt Show](#), Wayne County Fair Event Center, 199 Vanover St, Wooster, OH

September 6 & 7 – Schuylkill County Quilters Guild, Quilt Spectacular 2025 – Winter Whimsy, Walk In Art Center, 220 Parkway, Schuylkill Haven, PA.

Third Saturday of the Month, Fiber Art Sit & Sew, Parkland Community Library, 9 a.m. – 12:30 pm. RSVP to the Library.

Workshops highlighted in red are Crazy Quilter Guild events.

If you discover any events to be added, please send.