

## Crazy Quilters' Quilt Guild Tour de Quilts 2021 – Crazy House

For a 12 1/2 inch Crazy House block (12 inches when sewn in a quilt) you need:

Four 5 1/2 by 3 inch rectangles of your background (B&W print)

Four 5 1/2 by 3 inch rectangles of red

Eight 3 1/4 inch squares of white

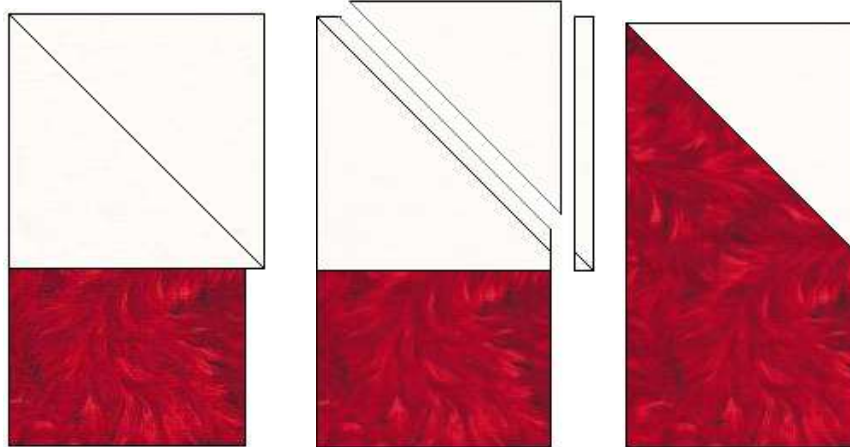
Four 3 by 2 1/2 inch strips of the black

Four 3 by 2 1/2 inch strips and one 2 1/2 inch square of white




If you have trouble sewing a straight line, mark a line diagonally from corner to corner on the wrong side of each one of your white 3 1/4 inch squares.

Place a 3 1/4 inch block right sides together with one of the rectangles as shown here, the left and top sides meeting evenly. Sew on the marked line. Press to the darker fabric. Now square the rectangle on the right side, then trim the corner leaving a 1/4 inch seam allowance.



Repeat with all of the rectangles. Next sew them together into pairs, one each of the print and the red, one pointing up and one pointing down.




*The Crazy Quilters Quilt Guild have been given permission by Delaware Quilts to use this block for educational purposes only. This pattern can be used for personal use only and cannot be used commercially without Delaware Quilt's permission. No copies may be made without Delaware Quilt's permission. This includes the patterns as well as any graphics and/or instructions that are associated with a pattern.*

Crazy House © Delaware Quilts July 2009

**Delaware Quilts**

DKQ

Sew together your smaller rectangles of black and white into pairs.




Sew a red and print square on either side of one of the units you just made, paying close attention to how they are turned. Repeat.



Sew the 2 1/2 inch white square between the two remaining units.



And finally sew all three together as shown here.  
Your finished Crazy House block should be 12 1/2 inches.



*The Crazy Quilters Quilt Guild have been given permission by Delaware Quilts to use this block for educational purposes only. This pattern can be used for personal use only and cannot be used commercially without Delaware Quilt's permission. No copies may be made without Delaware Quilt's permission. This includes the patterns as well as any graphics and/or instructions that are associated with a pattern.*

Crazy House © Delaware Quilts July 2009

**Delaware Quilts**

Del